



# Spotlight

الصف الثاني الابتدائي

يتكون كتاب (Spotlight)  
للصف الثاني الابتدائي  
من:

كتاب الشرح التفصيلي: 86 صفحة

ملحق 1: 18 صفحة

ملحق 2: 32 صفحة



صفوة معلمى الكويت

Part One

الجزء الأول

## محتوى الجزء الأول: 86 صفحة

يحتوى الجزء الأول على:

- شرح وعرض تفصيلي لجميع وحدات الكتاب
- تدريبات شاملة ومتنوعة وأوراق عمل لتدريب الأبناء على ما يجب دراسته في هذا الكورس

واليكم الآن:  
الوحدة الأولى كاملة

صفوة معلمى الكويت

# سيوت لايت Spotlight

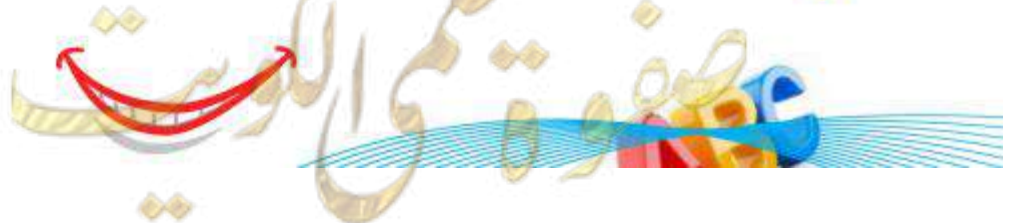
## الصف الثاني الابتدائي

WELCOME



### Table of *Contents*

Unit 1	My day	page 2
Unit 2	My house	21
Unit 3	Let's find it	34
Unit 4	Let's have fun	49
Unit 5	At the restaurant	62



# Unit 1 My day

Day/..... Date/.....

يتعلم الابن/ة في هذا الدرس :  
الحديث عن الروتين اليومي والعادات اليومية ...

I wash my face at five o'clock.

أنا أغسل وجهي الساعة الخامسة تماماً.

wash



I eat my breakfast at six o'clock.

أنا أتناول إفطاري الساعة السادسة تماماً.

breakfast



I go to school at seven o'clock.

يتعلم الابن/ة :  
أنه يجب استخدام ( at ) قبل الساعة ..  
at nine / ten o'clock / ...



SPOTLIGHT

2

SPOTLIGHT

## Funtime



Colour the pictures and complete the sentences:

I play football ..... o'clock.



I get up ..... o'clock.



I pray ..... times a day.





Day/..... Date/.....



يتعلم الابن/ة في هذا الدرس :  
تحديد الوقت ...

It's one o'clock.



It's nine o'clock.

**Set the time:**

It's two o'clock.

It's five o'clock.

It's eight o'clock.

It's eleven o'clock.



# Unit 1

Day/..... Date/.....

يتعلم الابنية في هذا الدرس :

كلمات ( listen ) ، ( write ) ، ( brush ) ☆

brush



I brush my teeth at six o'clock.



teeth



\_\_\_\_\_

\_\_\_\_\_

\_\_\_\_\_

\_\_\_\_\_

\_\_\_\_\_

\_\_\_\_\_



I write my homework at three o'clock.

write

\_\_\_\_\_

\_\_\_\_\_

\_\_\_\_\_

\_\_\_\_\_

\_\_\_\_\_

\_\_\_\_\_

I listen to music at seven o'clock.


listen



**Worksheet**

Day/..... Date/.....

Listen and *tick* the correct picture:

 <input type="checkbox"/>	 <input type="checkbox"/>
<p>I play basketball at four o'clock.</p>	

Listen and *tick* the correct picture:

 <input type="checkbox"/>	 <input type="checkbox"/>
<p>I listen to the Quran at ten o'clock.</p>	




# Unit 1


## Worksheet

Day/ ..... Date/ .....

Write the missing letters:



break \_ ast



te \_ th



bru \_ h



lis \_ en

Re-order the words to make a sentence:

my - brush - teeth - 1 - 6 o'clock - at

Handwriting practice lines consisting of a solid top line, a dashed middle line, and a solid bottom line.



Day/..... Date/.....



يتعلم الابنية في هذا الدرس :

السؤال ( What time do you .....? )



It's five o'clock.



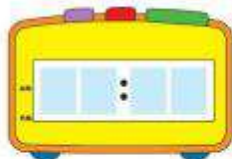
What time do you wash your face?

I wash my face at .....



What time do you brush your hair?

I brush my hair at .....





In the Spotlight

# Unit

# 1

## Worksheet



Day/..... Date/.....



Listen, draw and colour:

star

teeth

Match and write the words:

wa

ite

wr

sh

---

---

---

---

---

---

Re-order the words to make a sentence:

everyday - play - I - football

---

---

---

---

---

---



In the Spotlight **Unit 1**

Day/ ..... Date/ .....

يتعلم الابن/ة في هذا الدرس :  
 أيام الأسبوع ...

Days of the Week	
Sunday	Sun.
Monday	Mon.
Tuesday	Tues.
Wednesday	Wed.
Thursday	Thurs.
Friday	Fri.
Saturday	Sat.

What do you do on Monday?

I read some books.

What do you do on Friday?

I go to the mosque.



Complete:

Su.....	M.....	
Tu.....	W.....	
Th.....	F.....	Sa.....

## Funtime

**Cut and paste the days of the week in the correct order:**

Monday

Saturday

Friday

Sunday

Thursday

Tuesday

Wednesday

1

2

3

4

5

6

7

What do you do on Thursday?

I go to the club.

What does your mother do on Friday?

She goes shopping.

يتعلم الابن/ة اضافة حرف "s"



In the Spotlight

# Unit 1



Day/..... Date/.....



Write the missing days:

Saturday – Monday – Thursday – Tuesday – Sunday

Yesterday	Today	Tomorrow
	Friday	
Sunday		
		Monday

Colour and match to the words:



listen

write

pray

brush





# Unit 1

## Phonics Time



Listen and repeat:



We always say pray 5 times a day.

يتعلم الابنية:

أن هذه الكلمات لها نفس الصوت في نهاية الكلمة ، ويكتب ( ay ) ..



say pray day





In the Spotlight

# Unit

# 1

## Phonics Time



Listen and repeat:

Let's take some steps up the stairs to watch the stars.

يتعلم الإبتدائية:

أن هذه الكلمات لها نفس الصوت في بداية الكلمة ، ويكتب ( st ) ..

step

stairs

star




stop



stand



story



كلمات  
تبدأ بـ  
.. ( st )

street



stay



strawberry



SPOTLIGHT

14

SPOTLIGHT



**Worksheet**

Day/..... Date/.....

**Circle the odd one out:**

wash 	pay 	play 
star 	Sunday 	strawberry 

**Group the rhyming words:**

star – play – stop – day	
<input type="text"/>	<input type="text"/>
<input type="text"/>	<input type="text"/>
today – street – stand – way	
<input type="text"/>	<input type="text"/>
<input type="text"/>	<input type="text"/>

**Choose**

	
st ay	st ay

## Worksheet

Day/..... Date/.....

Choose and complete:



ay  
st

pr



sh  
st

ar

Tick the correct picture:



# Unit 1

## Worksheet

Day/..... Date/.....

Fill in the missing sound:

st ay oy



d



air

Read and match to the pictures:



Let's play football.

These are my steps.

**TEST TIME**



**Listening [ 2 Marks ]**

**A:** Listen and *tick* the correct picture ( 2 X ½ = 1 ):

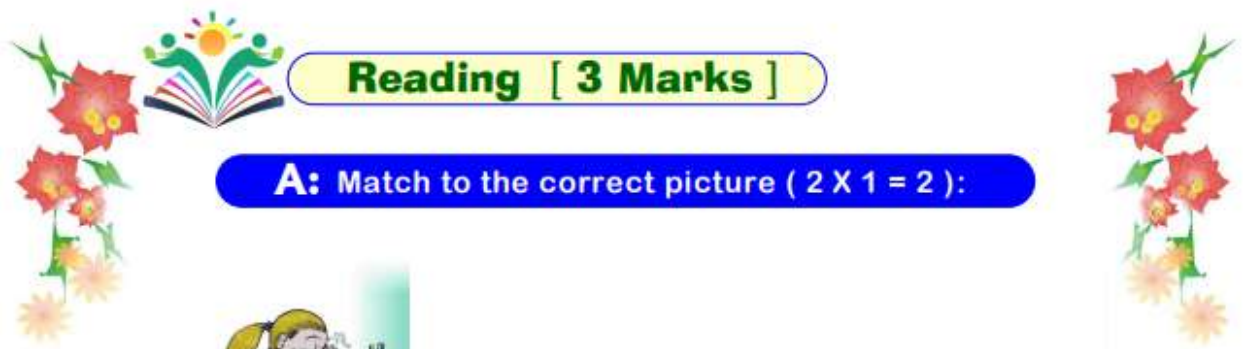
<p>I wash my face.</p>			
	<input type="radio"/>	<input type="radio"/>	<input type="radio"/>
<p>I write my lessons.</p>			
	<input type="radio"/>	<input type="radio"/>	<input type="radio"/>

**B:** Listen and *number* the correct picture ( 2 X ½ = 1 ):

<input type="radio"/>	<input type="radio"/>	<input type="radio"/>

1. I brush my teeth everyday.  
2. I pray everyday.





**Reading [ 3 Marks ]**

**A: Match to the correct picture ( 2 X 1 = 2 ):**



• I brush my hair.



• I wash my face.



**B: Group rhyming words ( 2 X ½ = 1 ):**

step - pay - stay - story

--	--



# Unit 1



## Writing [ 3 Marks ]

**A:** Re-order words to make sentences ( 2 X 1 = 2):

my - eat - I - at - breakfast - o'clock - six

Handwriting practice lines for the first sentence.



the Quran - She - to - everyday - listens

Handwriting practice lines for the second sentence.



**B:** Write the missing letters ( 2 X ½ = 1 ):



# صفحات من بعض وحدات الكتاب الأخرى:

## 3 Unit Let's find it



Day/ ..... Date/ .....



يتعلم الابنة في هذا الدرس :

صيغة السؤال ( Where is/are.....?)

والرد عليه ( It's / They are in / on / under .....



Where are your clothes?

clothes

They are on the bed.

on



Where is the basket?

It's under the table.


basket

under

**Funtime**



**Colour the pictures and write the words:**



shoes – trousers – shirt

Handwriting practice lines consisting of three horizontal lines (top, middle, bottom) repeated five times.

**Colour and fill in the missing letters:**



.....trousers



.....dress



.....shirt



.....shoes







In the Spotlight

# Unit 3

## Worksheet

Day/ ..... Date/ .....

Fill in the missing sound:

st oy sh th



mo \_ er



\_ ar



\_ op

Read and match to the pictures:



• She is my teacher.

• Let's play together.



In the Spotlight

# Unit 3



## Writing [ 3 Marks ]

**A:** Re-order words to make sentences ( 2 X ½ = 1 ):

shoes - are - My - desk - under - the

Handwriting practice lines for the first sentence.



together - went - buy - to - We - clothes - new

Handwriting practice lines for the second sentence.



**B:** Write the missing letters ( 2 X ½ = 1 ):



bas \_ et



sh \_ es

# 5 Unit At the restaurant

Day/ ..... Date/ .....

يتعلم الابنية في هذا الدرس :

التعبير عن ما يحب ، وما لا يحب من الطعام باستخدام :

( I like ..... / I don't like ..... )

I like vegetables.

I eat salad.



vegetables



salad

يتعلم الابنية:

إضافة حرف ( s ) للفعل إذا كان الفاعل ( he / she / it ) ...

My mother likes vegetables.

She eats salad.

Haya doesn't like cola.



She likes orange juice.



orange juice



**Reading [ 3 Marks ]**

**A:** Match to the correct picture ( 2 X 1 = 2 ):



• I like my school.

• It's a nice swimming pool.



**B:** Group rhyming words ( 2 X 1/2 = 1 ):

meal – fish – dish – meat


Part Two

الجزء الثاني

مع الكتاب عدد (2) ملحق:

ملحق 1: 18 صفحة

ملحق 2: 32 صفحة

للتدريبات والمراجعات

والإختبارات

واليكم الآن:  
بعض نماذج من صفحات  
الجزء الثاني  
من الكتاب:

صفوة معلمي الكويت

# General Revision & Exams

## The First Learning Unit ( Units: 1, 2 & 3 )

مراجعة عامة وشاملة  
على الوحدات:  
الاولى والثانية والثالثة

### Unit "1" My day

يتعلم الإبناء في هذه الوحدة هذه الكلمات:

#### Word List

الكلمات الجديدة

	Words	Meaning
1	breakfast	افطار
2	wash	يغسل
3	brush	يفرش أسنان
4	teeth	أسنان
5	listen	يستمع
6	write	يكتب
7	stars	نجوم
Days of the Week		
8	Friday	يوم الجمعة
9	Saturday	يوم السبت
10	Sunday	يوم الأحد
11	Monday	يوم الاثنين
12	Tuesday	يوم الثلاثاء
13	Wednesday	يوم الأربعاء
14	Thursday	يوم الخميس

يقوم ولي الأمر أو المعلم بقراءة الكلمة ويكرر الإبناء خلفه ..  
يقوم الإبناء بكتابة الكلمة عدة مرات في التمرين القادم لمساعدتهم على حفظها وتذكرها ..

1

Spotlight

1

صفوة على الكلوب

# General Revision & Exams

**Ex.** Listen, read and copy:

1



breakfast

\_\_\_\_\_

\_\_\_\_\_

\_\_\_\_\_

2



wash

\_\_\_\_\_

\_\_\_\_\_

\_\_\_\_\_

3



brush

\_\_\_\_\_

\_\_\_\_\_

\_\_\_\_\_

4



teeth

\_\_\_\_\_

\_\_\_\_\_

\_\_\_\_\_

5



listen

\_\_\_\_\_

\_\_\_\_\_

\_\_\_\_\_

6



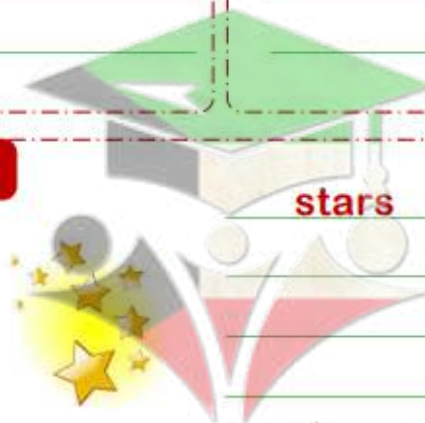
write

\_\_\_\_\_

\_\_\_\_\_

\_\_\_\_\_

7



stars

\_\_\_\_\_

\_\_\_\_\_

\_\_\_\_\_

2

Spotlight

2

صفحة من الكتيب

# General Revision & Exams



II

## Reading [ 3 Marks ]

**A:** Match to the correct picture ( 2 X 1 = 2 ):



• I brush my hair.

• My doll's house.

**B:** Group rhyming words ( 2 X ½ = 1 ):

may - round - found - say

11

Spotlight

11





# General Revision & Exams



## Writing [ 3 Marks ]

**A:** Re-order words to make sentences: ( 2 X ½ = 1 ):

brown - are - shoes - They .

\_\_\_\_\_

\_\_\_\_\_

\_\_\_\_\_



you - the room - Can - tidy ?

\_\_\_\_\_

\_\_\_\_\_

\_\_\_\_\_



**B:** Write the missing letters ( 2 X ½ = 1 ):



te \_ \_ h



tro \_ s \_ rs

**C:** Punctuate the following sentence: ( 2 X ½ = 1 ):

- Today is friday

\_\_\_\_\_

\_\_\_\_\_

\_\_\_\_\_

# General Revision & Exams

Ex. Listen, read and copy:

1



skate

\_\_\_\_\_

\_\_\_\_\_

\_\_\_\_\_

2



ice-skate

\_\_\_\_\_

\_\_\_\_\_

\_\_\_\_\_

3



roller-skate

\_\_\_\_\_

\_\_\_\_\_

\_\_\_\_\_

4



football

\_\_\_\_\_

\_\_\_\_\_

\_\_\_\_\_

5



basketball

\_\_\_\_\_

\_\_\_\_\_

\_\_\_\_\_

6



table tennis

\_\_\_\_\_

\_\_\_\_\_

\_\_\_\_\_

7



bike

\_\_\_\_\_

\_\_\_\_\_

\_\_\_\_\_

8



ride a bike

\_\_\_\_\_

\_\_\_\_\_

\_\_\_\_\_





# The 1st learning unit



Units "1", "2" & "3"



## Summative Assessment

Model "1" النموذج الأول

Reading ( 5 marks )

**A) Vocabulary:** a) Group rhyming words: (3x½ = 1½)

say - toy - day - house - boy - mouse


**b) Fill in the spaces with words from the list: (3x½ = 1½)**

wash - stars - tidy - bedroom

1 - I ..... my bedroom every day.



2 - We ..... our hands after eating.



3 - Look at the ..... in the sky.



**B) Pictorial reading comprehension:**

**Match the sentences to the pictures: (4x½ = 2)**

1 - I brush my teeth.

2 - I like watching TV.

3 - These are my toys.

4 - I enjoy listening to the Holy Quran.



**Spotlight**

## Writing ( 5 marks )

**A) Grammar:** Choose the correct answers: (2x½ = 1)

- 1 - We ..... to the Quran every day.  
 a. listened                      b. listening                      c. listen
- 2 - ..... do you do on Friday?  
 a. Where                      b. What                      c. When

**B) Writing:****a) Reorder the words to make a sentence with proper punctuation marks: (2x1 = 2)**

1 - are - we - Kuwait - from

---



---



---

2 - a big - i - bedroom - have

---



---



---

**b) Complete the sentences with the suitable words: (2x1 = 2)**

1 - My father has got a beautiful .....



2 - Let's have our .....





# The 2<sup>nd</sup> learning unit



Units: "4" & "5"

**TEST**  
TIME

## Summative Assessment

Model "1" النموذج الأول

Reading ( 5 marks )

**A) Vocabulary:** a) Group rhyming words: (3x½ = 1½)

cool - meal - pool - see - meat - bee


**b) Fill in the spaces with words from the list: (3x½ = 1½)**

skate - bike - meat - milk

1 - I like drinking .....



2 - Ali always rides .....



3 - Can you ..... ?



## Writing ( 5 marks )

**A) Grammar:** Choose the correct answers: (2x½ = 1)

- 1 - Nada ..... beautiful pictures.  
 a. draw                      b. draws                      c. drawing
- 2 - ..... do you live, Salem?  
 a. Where                      b. What                      c. When

**B) Writing:****a) Reorder the words to make a sentence with proper punctuation marks: (2x1 = 2)**

1 - sport - is - my favourite - basketball

---



---



---

2 - i - like - meat - don't

---



---



---

**b) Complete the sentences with the suitable words: (2x1 = 2)**

1 - I like playing .....



2 - ..... is very delicious.

