

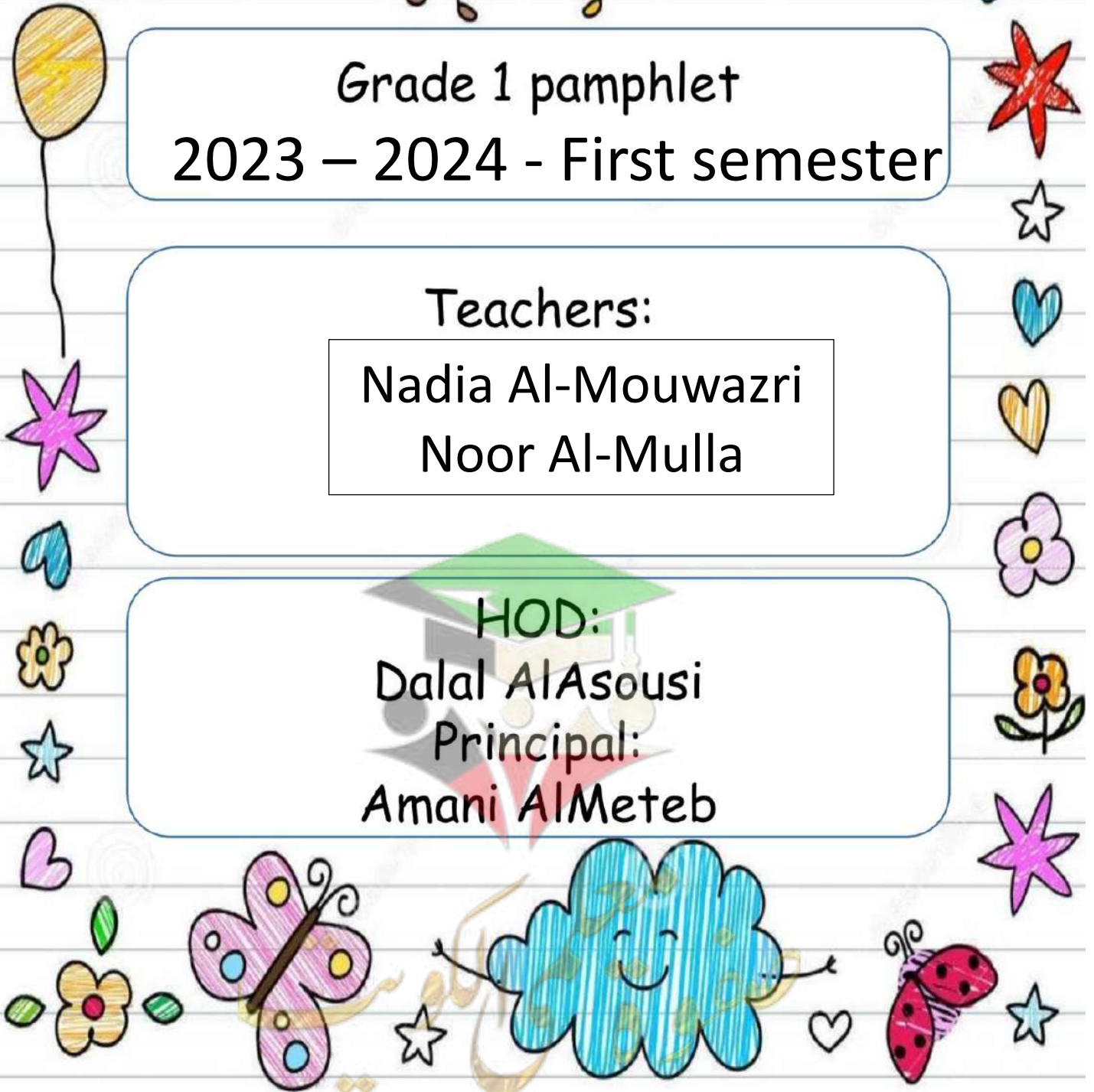
Grade 1 pamphlet  
2023 – 2024 - First semester

Teachers:

Nadia Al-Mouwazri  
Noor Al-Mulla

HOD:

Dalal AlAsousi  
Principal:  
Amani AlMeteb



## جدول متابعة الطالبة

التوقيع	الدرجة	التقييم	Pamphlet المذكرة	Notebook دفتر الفصل	HW Book كتاب الخط	Work Book	Pupil's Book	
		○ مجهود رائع و مميز ○ خطك جميل و مرتب ○ أكلي الناقص ○ صحي الخطأ ○ حسني خطك و أكتبي بين الأسطر						Week 1
		○ مجهود رائع و مميز ○ خطك جميل و مرتب ○ أكلي الناقص ○ صحي الخطأ ○ حسني خطك و أكتبي بين الأسطر						Week 2
		○ مجهود رائع و مميز ○ خطك جميل و مرتب ○ أكلي الناقص ○ صحي الخطأ ○ حسني خطك و أكتبي بين الأسطر						Week 3
		○ مجهود رائع و مميز ○ خطك جميل و مرتب ○ أكلي الناقص ○ صحي الخطأ ○ حسني خطك و أكتبي بين الأسطر						Week 4
		○ مجهود رائع و مميز ○ خطك جميل و مرتب ○ أكلي الناقص ○ صحي الخطأ ○ حسني خطك و أكتبي بين الأسطر						Week 5
		○ مجهود رائع و مميز ○ خطك جميل و مرتب ○ أكلي الناقص ○ صحي الخطأ ○ حسني خطك و أكتبي بين الأسطر						Week 6
		○ مجهود رائع و مميز ○ خطك جميل و مرتب ○ أكلي الناقص ○ صحي الخطأ ○ حسني خطك و أكتبي بين الأسطر						Week 7
		○ مجهود رائع و مميز ○ خطك جميل و مرتب ○ أكلي الناقص ○ صحي الخطأ ○ حسني خطك و أكتبي بين الأسطر						Week 8
		○ مجهود رائع و مميز ○ خطك جميل و مرتب ○ أكلي الناقص ○ صحي الخطأ ○ حسني خطك و أكتبي بين الأسطر						Week 9
		○ مجهود رائع و مميز ○ خطك جميل و مرتب ○ أكلي الناقص ○ صحي الخطأ ○ حسني خطك و أكتبي بين الأسطر						Week 10

		○ مجهود رائع و مميز ○ خطك جميل و مرتب ○ أكمل الناقص ○ صحي الخطأ ○ حسني خطك و أكتبي بين الأسطر						Week 11
		○ مجهود رائع و مميز ○ خطك جميل و مرتب ○ أكمل الناقص ○ صحي الخطأ ○ حسني خطك و أكتبي بين الأسطر						Week 12

### جدول درجات الاختبارات

اختبار الكتابة	اختبار القراءة	تقييم تحصيلي 3	تقييم تحصيلي 2	تقييم تحصيلي 1

### جدول درجات الاملاء

املاء 6	املاء 5	املاء 4	املاء 3	املاء 2	املاء 1

ملاحظات:.....



صفوة معلمي الكويت



# DICTATION



Name : .....

Class: .....

Date:.....	
1-.....	4
2-.....	
Date:.....	
1-.....	4
2-.....	
Date:.....	
1-.....	4
2-.....	
Date:.....	
1-.....	4
2-.....	
Date:.....	
1-.....	4
2-.....	
Date:.....	
1-.....	4
2-.....	
Date:.....	
1-.....	4
2-.....	





# DICTATION
























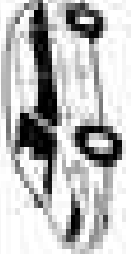




Name : .....

Class : .....

Date:.....	
1-.....	4
2-.....	
Date:.....	
1-.....	4
2-.....	
Date:.....	
1-.....	4
2-.....	
Date:.....	
1-.....	4
2-.....	
Date:.....	
1-.....	4
2-.....	
Date:.....	
1-.....	4
2-.....	
Date:.....	
1-.....	4
2-.....	



# Alphabet Chart

<b>Aa</b> 	<b>Bb</b> 	<b>Cc</b> 
<b>Dd</b> 	<b>Ee</b> 	<b>Ff</b> 
<b>Gg</b> 	<b>Hh</b> 	<b>Ii</b> 
<b>Jj</b> 	<b>Kk</b> 	<b>Ll</b> 
<b>Mm</b> 	<b>Nn</b> 	<b>Oo</b> 
<b>Pp</b> 	<b>Qq</b> 	<b>Rr</b> 
<b>Ss</b> 	<b>Tt</b> 	<b>Uu</b> 
<b>Vv</b> 	<b>Ww</b> 	<b>Xx</b> 
<b>Yy</b> 	<b>Zz</b> 	

صفحة 6 من 35


# Unit 1

No	Vocabulary	Meaning
1	hello	مرحبا
2	hi	مرحبا
3	school	مدرسه
4	Numbers 1 - 5	الأرقام من 1 - 5
5	teacher	معلمه
6	goodbye	مع السلامه
7	Muslim	مسلم
8	yes	نعم
9	sister	أخت
10	apple	تفاح
11	no	لا

# Alphabet Worksheet

Name: \_\_\_\_\_

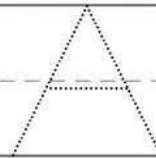
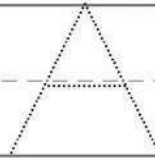
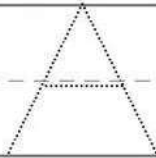
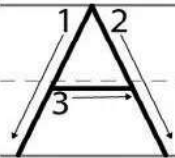
Aa





Airplane

Trace


Write



Color the image that starts with letter Aa.



Color the circles with the letter Aa.






# Alphabet Worksheet

Name: \_\_\_\_\_

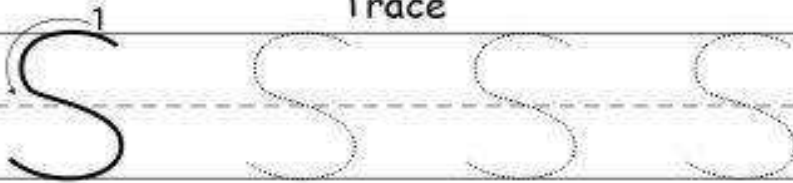
Ss





Sock

Trace

Write



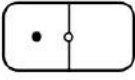
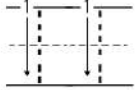
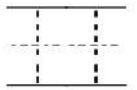

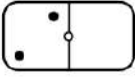



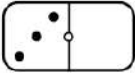
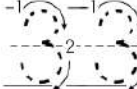

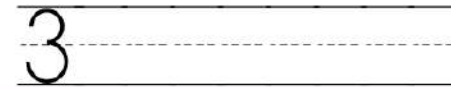
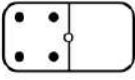
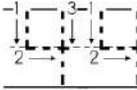
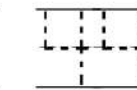
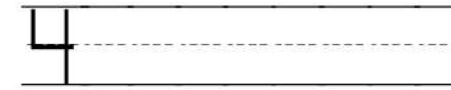
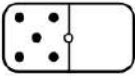
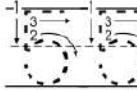
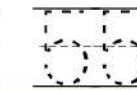

Color the image that starts with letter Ss.



Color the circles with the letter Ss.










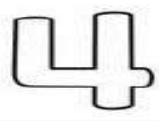




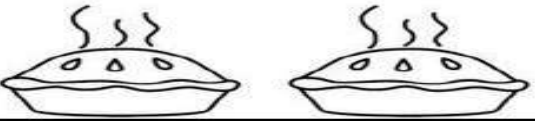



Trace and copy the following numbers:

Name: \_\_\_\_\_

## Count and Color 1-3

Directions: Count the items in each row. Color the correct number.


			
			
			
			

## I. Reading


A) Match upper and lower case letters:

	A	S
t	a	s

B) Circle the correct word:






bat - ant - sad



sat - rat - hat

C) Match letters/numbers to pictures:

S	2	5
		

# Writing

A) Copy the following letters / numbers / words:

S

a


A

1


3

5

B- Write the initial missing letters in words :



un



pple

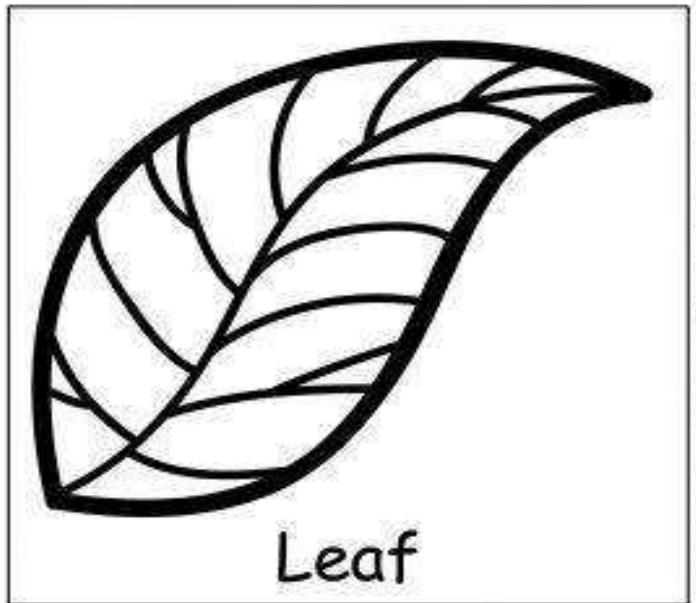

صفوة معلم الكويت





# Unit 2

No	Vocabulary	Meaning
1	ear	أذن
2	mouth	فم
3	toes	اصابع القدم
4	nose	أنف
5	leg	رجل
6	touch	يلمس
7	hand	يد
8	arm	ذراع
9	foot	قدم
10	head	رأس
11	face	وجه
12	eye	عين

# Alphabet Worksheet

Name: \_\_\_\_\_



Trace	Write
	
	

Color the image that starts with letter Ll.

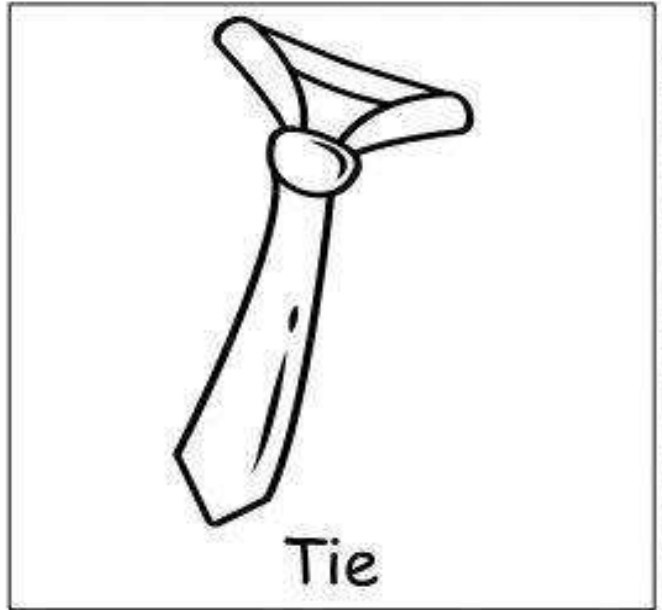
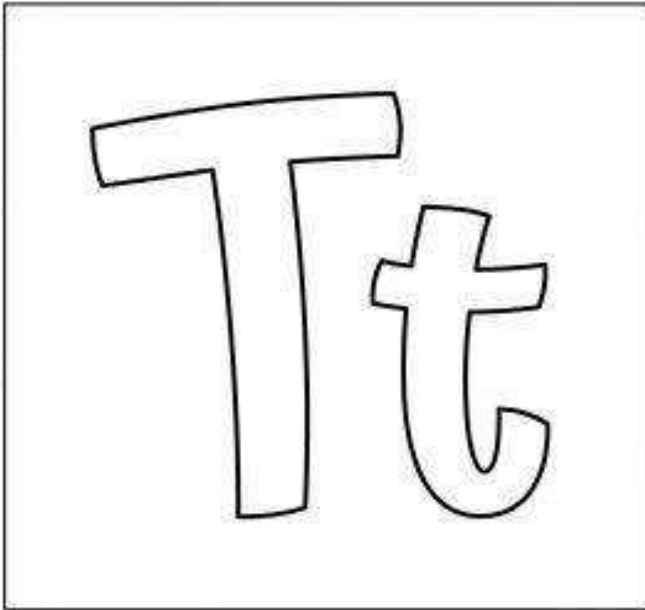



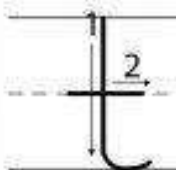
Color the circles with the letter Ll.




# Alphabet Worksheet

Name: \_\_\_\_\_

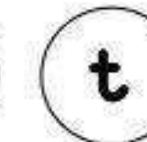


2	Trace	Write
		
		

Color the image that starts with letter Tt.





Color the circles with the letter Tt.



# Alphabet Worksheet

Name: \_\_\_\_\_





Hammer

Trace

Write

Tracing practice area with two rows of lines. The first row shows stroke order for uppercase 'H' (1: vertical down, 2: vertical down, 3: horizontal across) followed by dotted 'H's for tracing. The second row shows stroke order for lowercase 'h' (1: vertical down, 2: curve) followed by dotted 'h's for tracing. To the right of each row are blank lines for independent writing, each starting with a red dot.

Color the image that starts with letter Hh.



Color the circles with the letter Hh.





# Reading


A) Match upper and lower case letters:

A	H	T	L	
t	a	l	h	s

B) Circle the correct word:



eye - sun - head



arm - ant - tree

C) Match letters/numbers to pictures:

l	h	t
	 	

صفوة تعليم الكويت

# Writing

A) Copy the following letters / numbers / words:

L

t


h

hat

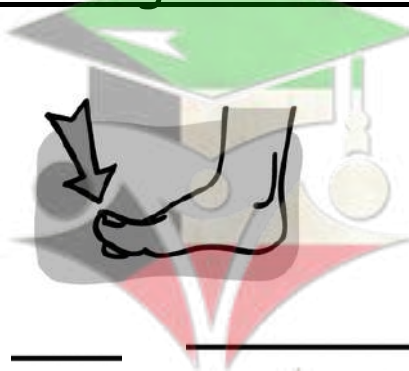
leg

touch


B- Write the initial missing letters in words :



at



oe





emon

# Unit 3

No	Vocabulary	Meaning
1	camera	كاميره
2	family	عائله
3	Mother	ام
4	Father	اب
5	Brother	اخ
6	Sister	اخت
7	read	يقرأ
8	Quran	قرءان
9	mosque	مسجد
10	pray	يصلي
11	house	منزل
12	ball	كره
13	six	6
14	seven	7
15	eight	8
16	nine	9
17	ten	10

# Alphabet Worksheet

Name: \_\_\_\_\_



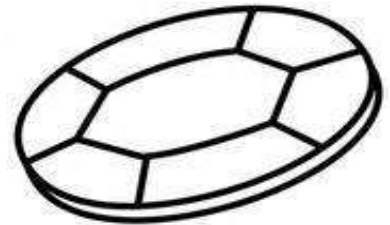


Trace Write

1 2 3

2

Tracing practice for uppercase N and lowercase n. The uppercase N section shows stroke order (1: vertical down, 2: diagonal down-right, 3: vertical up) followed by dotted lines for tracing. The lowercase n section shows stroke order (1: vertical down, 2: curved top) followed by dotted lines for tracing. A 'Write' section with two red starting dots is provided for independent practice.

Color the image that starts with letter Nn.




Color the circles with the letter Nn.



# Alphabet Worksheet

Name: \_\_\_\_\_



Trace Write

Color the image that starts with letter Mm.


Color the circles with the letter Mm.


# Reading

A) Match upper and lower case letters:


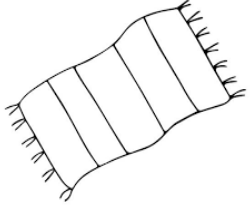
T	M	H	N	
n	h	r	t	a

B) Circle the correct word:


neck      nine      nail


mother      mat      mud

C) Match letters / numbers to pictures

m	n	
		

# Writing

A) Copy the following letters / numbers / words:

M

n

m

mat

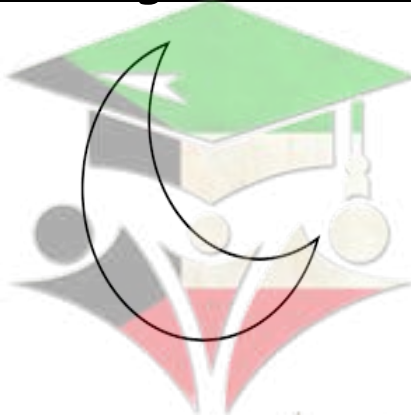
nest

map

B- Write the initial missing letters in words :



ilk



oon



ine

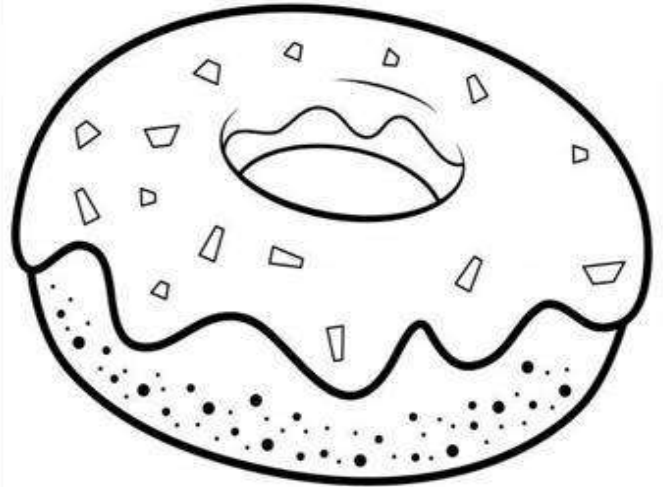
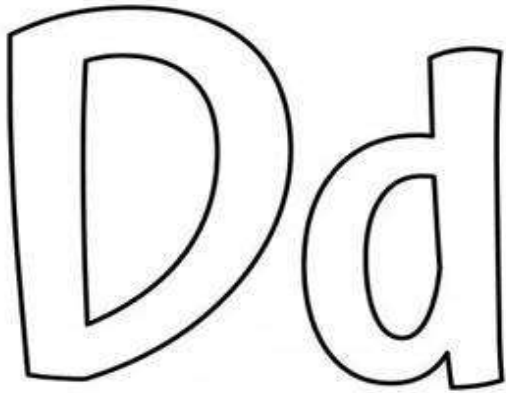
# Unit 4

No	Vocabulary	Meaning
1	sofa	أريكة
2	computer	حاسوب
3	chair	كرسي
4	table	طاولة
5	door	باب
6	drink	مشروب
7	kitchen	مطبخ
8	fridge	ثلاجة
9	in	في
10	bed	سرير
11	bedroom	غرفة نوم
12	wall	جدار
13	cook	يطبخ
14	eat	ياكل
15	grey	رمادي
16	white	أبيض
17	yellow	أصفر
18	pink	وردي
19	black	أسود
20	red	أحمر
21	green	أخضر
22	blue	أزرق



# Alphabet Worksheet


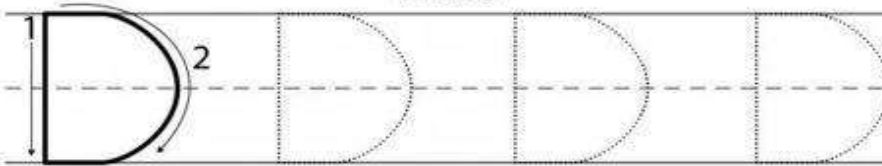
Name: \_\_\_\_\_



Donut

Trace

Write



Color the image that starts with letter Dd.

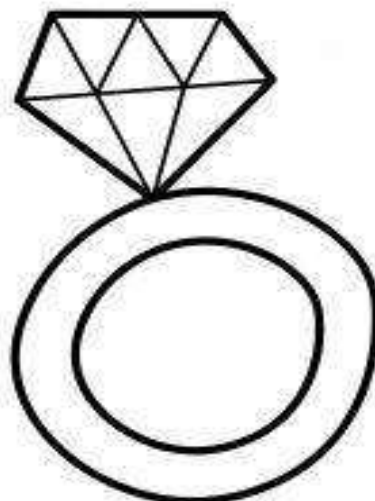
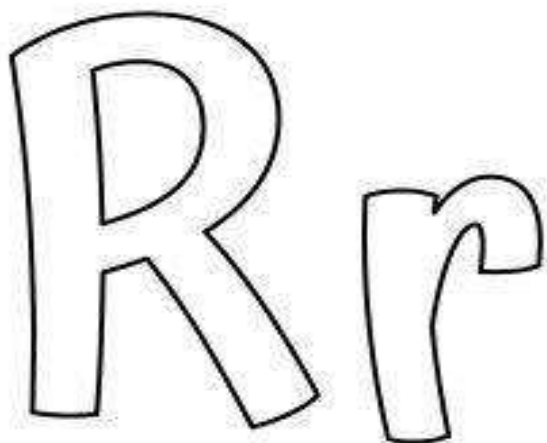


Color the circles with the letter Dd.



# Alphabet Worksheet

Name: \_\_\_\_\_




Ring

Trace

Write



Color the image that starts with letter Rr.




Color the circles with the letter Rr.



# Alphabet Worksheet

Name: \_\_\_\_\_



Bells


Trace Write

1 2 3

1 2

Tracing practice lines for uppercase 'B' and lowercase 'b'. The first row shows a solid 'B' with stroke order numbers 1, 2, and 3, followed by three dashed 'B's for tracing. The second row shows a solid 'b' with stroke order numbers 1 and 2, followed by three dashed 'b's for tracing. To the right of each row are two red dots on a solid line, indicating starting points for independent writing.

Color the image that starts with letter Bb.



Color the circles with the letter Bb.

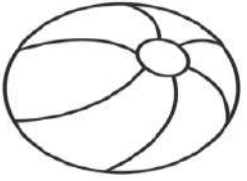



# Reading

A) Match upper and lower case letters:

D	R	B	N	
b	r	n	d	m

B) Circle the correct word:


ball      bedroom      bat


rat      room      run

C) Match letters / numbers to pictures

d	b
	

*(Note: A large watermark featuring a graduation cap and Arabic calligraphy is overlaid on the page.)*

# Writing

A) Copy the following letters / numbers / words:

B

r

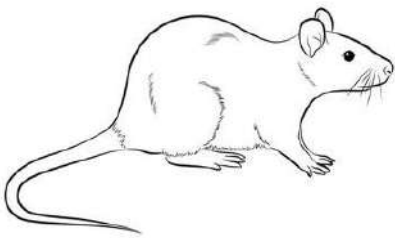
d

blue

red

door

B- Write the initial missing letters in words :



at

ad

ed

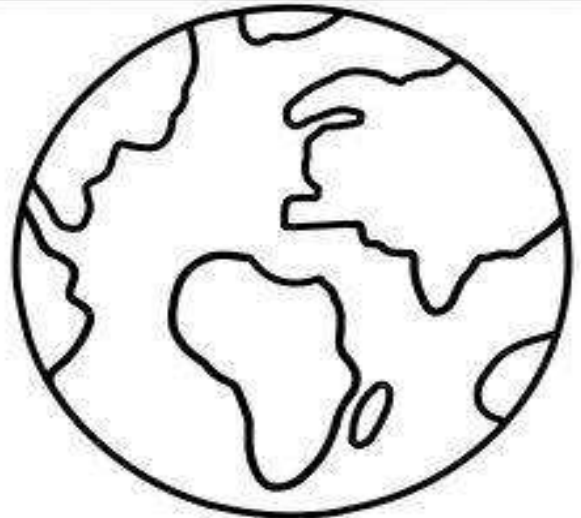
# Unit 5

No	Vocabulary	Meaning
1	banana	موز
2	burger	برجر
3	chocolate	شوكولاته
4	date	تمر
5	egg	بيض
6	orange	برتقال
7	pizza	بيتزا
8	honey	عسل
9	ice cream	مثلجات
10	on	فوق
11	sandwich	ساندويتش

# Alphabet Worksheet

Name: \_\_\_\_\_

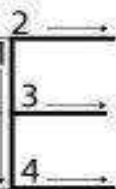
E e



Earth

Trace

Write



Color the image that starts with letter Ee.



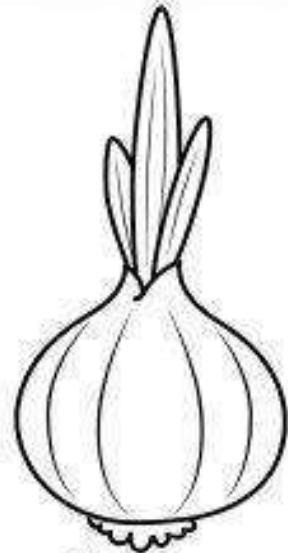

Color the circles with the letter Ee.



# Alphabet Worksheet

HOMEMADEHEATHER.COM

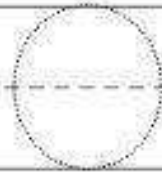
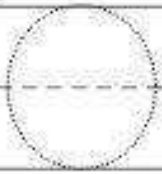
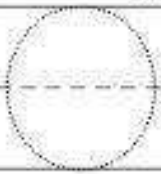
Name: \_\_\_\_\_




Onion

Trace


Write



Color the image that starts with letter Oo.



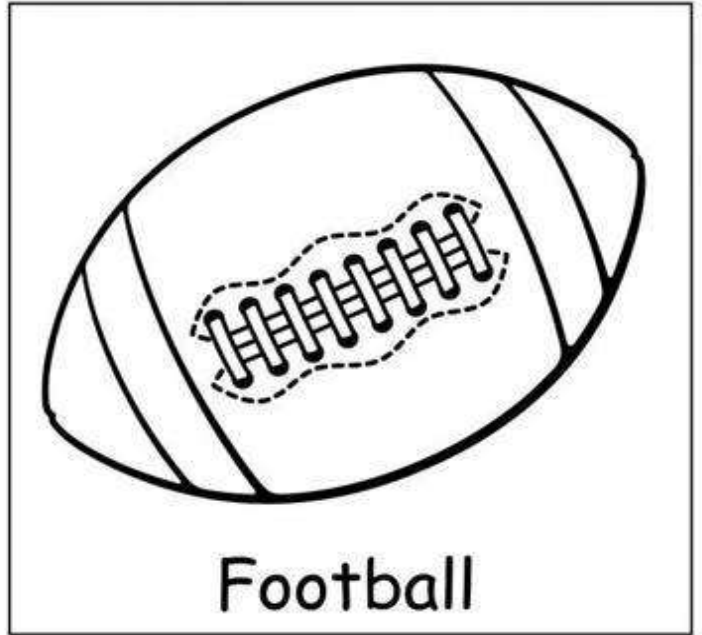

Color the circles with the letter Oo.



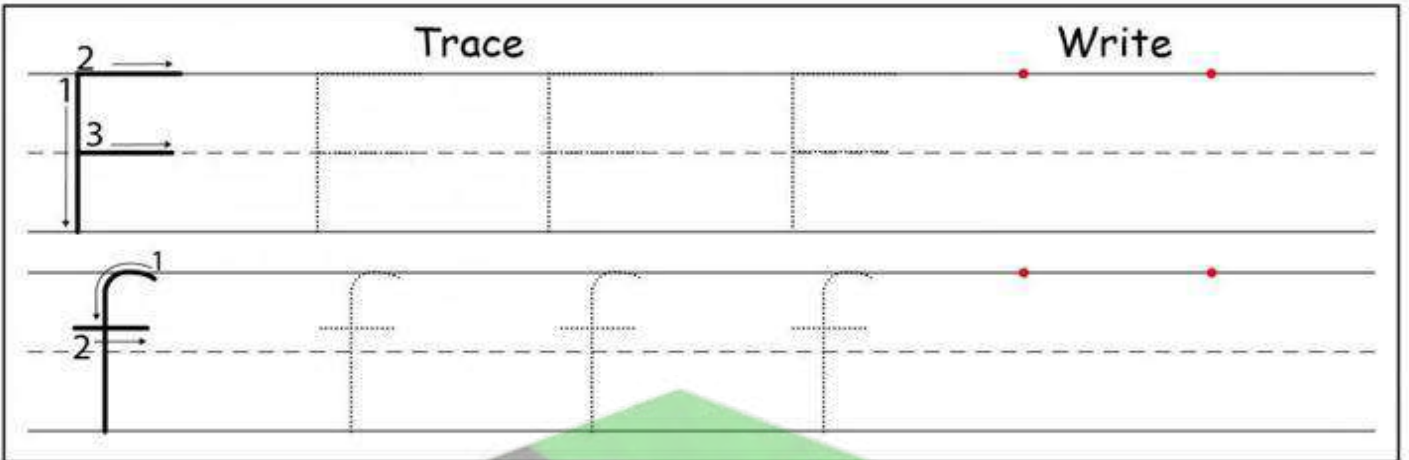


# Alphabet Worksheet



Name: \_\_\_\_\_



Trace Write



Color the image that starts with letter Ff.



Color the circles with the letter Ff.




# Reading


A) Match upper and lower case letters:

E	O	B	F	
o	f	b	r	e

B) Circle the correct word:



egg      ear      eat



oil      on      ox

C) Match letters / numbers to pictures:

o	e	f	
			

# Writing

A) Copy the following letters / numbers / words:

E

o

f

egg

on

four


B) Write the initial missing letters in words :



ar



il



an