



# NEW COOL Study




متابعة تطبيق

Cool Study

Name

School

Class



صفوة معلمى الكويت



Unit 1

Hello!



5-36

Unit 2

My body



37-65

Unit 3

My family



66-92

Unit 4

My house




93-121

Unit 5

My food



122-145



صفوة معلمة الكويت

# مقدمة ارشادية



تتضمن كل وحدة شرح وتدريب على الدروس تسير بالتوازي مع الكتاب المدرسي ثم اختبار قصير Quiz بالإضافة الى اختبارات تقويم على الوحدة Assessment


## مهارات اللغة

### Listening

### مهارة الاستماع

هي المهارة الأولى لاكتساب اللغة ولذلك يجب أن يتعرض الطفل لاستماع أصوات الأحرف والكلمات والتعبيرات المقررة وكذا الاستماع إلى الأشخاص أو من خلال الـ QR.

### أنماط الأسئلة لمهارة الإستماع



### Speaking

### مهارة التحدث

بعد الاستماع يتم تشجيع الطفل على تكرار ما يسمعه سواء من شخص أو من خلال الـ QR.

### أنماط الأسئلة لمهارة التحدث



### Reading

### مهارة القراءة

لقراءة مهارة مركبة تتطلب التنشيط المتزامن للعديد من عمليات الدماغ المختلفة، فعند قراءة كلمة يقوم القارئ التعرف على الترتيب البصري للحروف ويقوم بتقسيم الكلمة إلى أصوات مفردة ثم يركب ويمزج الأصوات لتشكيل لمة لها معنى.

في الفصل الدراسي الأول سوف يتم تقديم أصوات وأسماء بعض الحروف وكذلك بعض المقاطع الصوتية والربط بين مقاطع الصوتية ورموزها المكتوبة ثم المزج بين الأصوات لتكوين كلمة.





Match and circle



Odd one out



المسئلة لمهارة القراءة  
Look and count



Look and match



Writing



مهارة الكتابة

يركز المنهج على تنمية المهارات الحركية لليد والتركيز على الكتابة من اليسار الى اليمين وأيضا تقديم بعض الأحرف المقاطع الصوتية ويمكن التعرف على طريقة حركة اليد أثناء كتابة الأحرف من خلال تطبيق Coolstudy .  
تم تقديم الأحرف بأشكالها الصغيرة والكبيرة في الوحدات كالتالي:

a s

h l t

Unit 3  
n m

Unit 4  
d r b

Unit 5  
e o f



Trace and copy



نماط الأسئلة لمهارة الكتابة

Fill in the missing letter



Match and colour

إرشادات عامة لمتابعة تقدم الطفل



- \* متابعة مدرس - مدرسة الفصل أمر هام لتتبع أداء الطفل.
- \* الحرص على حضور الاجتماعات واللقاءات التنويرية التي تنظمها المدرسة مع أولياء الأمور.
- \* متابعة الطفل يوميا لمعرفة ما يتعلمه الطفل وملاحظته أثناء عمل الواجبات.
- \* متابعة صفحة دليل ولي الأمر والتي توجد في بداية الوحدة للتعرف على أهم الأسئلة والحوارات الشفهية بالوحدة.
- \* التعرف على الصعوبات التي يمكن أن يواجهها الطفل وتقديم المساعدة له وإقناع الطفل بقدرته على الإجابة وأداء ما يطلب منه.
- \* أثناء المتابعة يتم توجيه الطفل مع إعطاء الفرصة على أن يعمل بشكل مستقل تدريجيا.
- \* يتعلم الطفل ببطء في هذه المرحلة لذلك يحتاج كثير من الصبر.
- \* تشجيع الطفل على استخدام تعبيرات اللياقة مثل كلمات Please - Thank you
- \* كلمات المدح على أداء الطفل لها أثر كبير لذلك يجب تقدير الطفل لفضيا بتعبيرات مثل Good - Very good - Well done - Clever - Great
- \* يمكن منح الطفل Stickers تقديرا للأداء الجيد الذي يقوم به.

Cool Study

بنهاية هذه الوحدة يكون الطالب قد تعلم الأسئلة والحوارات الشفهية الآتية:



يتعلم الطالب التحدث عن نفسه وتقديم نفسه للآخرين:

Hello, I'm .....

Hi, my name is .....

I'm Muslim.

My father is .....

I go to ..... School.

My mother is .....

I'm in grade 1.

My sister is .....

My teacher is .....

My friend is .....



يتعلم الطالب تقديم تحية الصباح والرد عليها:

Good morning.

Good morning.

How are you?

يتعلم الطالب السؤال عن الحال والرد:

I'm fine, thank you.

Good bye!

يتعلم الطالب طريقة وداع شخص والرد:

Good bye!

Who is this?



His name is Ali.

Who is this?



Her name is Haya.

يتعلم الطالب تكوين أسئلة تبدأ بـ هل ويجب عنها بـ (نعم أو لا):

Is she Haya?



No. She is Dana.

Is he Salem?



Yes, he is.

Is he Muslim?



Yes, he is.

Is it a sun?

No. It is a star.





Trace





Listen and say



يقرأ ولي الأمر النص ويستمع إليه الطفل



Hello!  
I'm the teacher.



Hello!  
I'm Funni.



Hello!  
I'm Ali.



Hello!  
I'm Haya.



Hello!  
I'm Dana.



Hello!  
I'm Salem.



Say

Hello! I'm .....



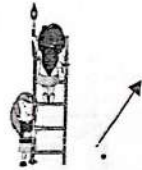
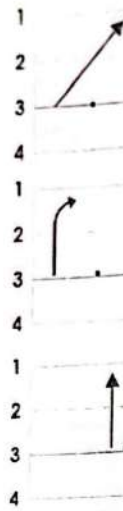
Cool Study







Trace




يقرا ولي الأمر النص ويستمع إليه الطفل



Listen and say



I'm Ali.  
I'm Muslim.  
I'm in grade 1.  
I go to Salmiya School.



# Unit 1



Word List



# Hello!



استمع وردد الكلمات

## Part 1



hello



goodbye



Muslim



Hi



Yes



No

## Part 2

1

one

2

two

3

three

4

four

5

five



apple

## Part 3



school



teacher


Cool

Study

صفتو معلمي الكارتي



Look and match



1



2




3



4



5



Ask and answer

يقرا ولي الأمر النص ويستمع إليه الطفل



How many apples are there?

There are 5 apples.



How many boys are there?

There is 1 boy.





Trace

1

2

3

4

1

2

3

4

1

2

3

4

1

2

3

4

1

2

3

4

1

2

3

4

1

2

3

4

1

2

3

4

1

2

3

4

1

2

3

4

1

2

3

4

1

2

3

4

1

2

3

4

5





 Match

1 •




2 •




3 •




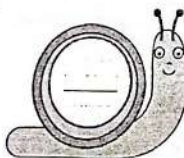
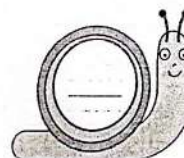

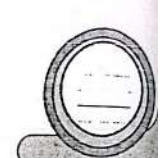
4 •

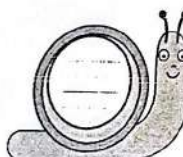

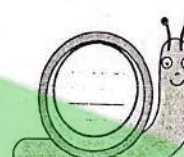



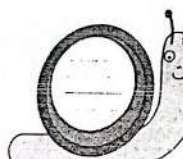


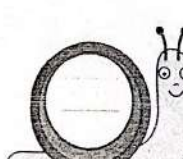

5 •



 Write the missing number

A     

B    

C     





Listen and tick

يقراً ولي الأمر النص ويستمع إليه الطفل



This is number three.

I have four books.




2

3



Count and choose



3 7 1

6 4 2

9 2 5



3 8 6

1 3 8

2 3 5



Write the missing number

1		.	4
2		.	4
3		.	4
4		.	4
1		.	5
2		.	5
3		.	5
4		.	5

Cool Study



Listen and tick

يقرأ ولي الأمر النص ويستمع إليه الطفل



Hello, I am Sara.

Good bye.



Odd one out

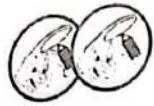


a b a

2 1 1

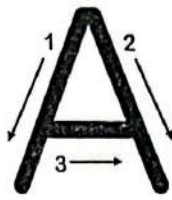
2 2 1

Cool Study




Trace & copy

Capital



Small



1  
2  
3  
4

1  
2  
3  
4

1  
2  
3  
4

1  
2  
3  
4

1  
2  
3  
4

1  
2  
3  
4

1  
2  
3  
4

1  
2  
3  
4



1  
2  
3  
4

1  
2  
3  
4

1  
2  
3  
4

1  
2  
3  
4








Write the missing letter



1  
2 rrow  
3  
4



1  
2 nt  
3  
4



1  
2 lligator  
3  
4



1  
2 xe  
3  
4

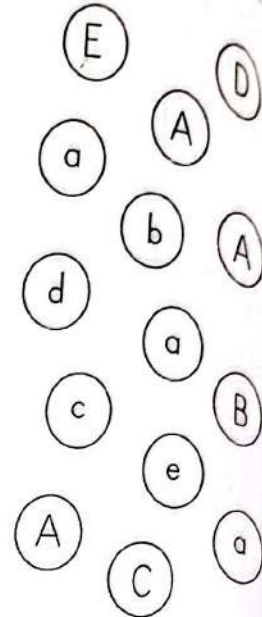


1  
2 nchor  
3  
4




1  
2 pple  
3  
4

Colour a & A



Write the number



Cool Study



Listen and tick

يقرا ولي الأمر النص ويستمع إليه الطفل



This is my school.

This is number two.




5

2




Colour


Colour 2



Colour 3



Colour 4



Circle the biggest number

1 3 2

1 4 5

2 4 3



Circle the smallest number

5 2 4

4 1 3

5 3 4

Cool Study




Trace & copy

Capital



Small



1  
2  
3  
4

1  
2  
3  
4

1  
2  
3  
4


1  
2  
3  
4

1  
2  
3  
4

1  
2  
3  
4

1  
2  
3  
4

1  
2  
3  
4



1  
2  
3  
4

1  
2  
3  
4

1  
2  
3  
4

1  
2  
3  
4





Trace & copy

1  
2  
3  
4

1  
2  
3  
4

1  
2  
3  
4

1  
2  
3  
4

1  
2  
3  
4



Write the missing letter



1  
2  
3  
4

ake



1  
2  
3  
4


un



1  
2  
3  
4

wim

Count



mile



1  
2  
3  
4

chool






1  
2  
3  
4

ocks

Cool Study



# Unit 1

  Listen, circle and write the letter 



1



socks

2



2



3

1



ant

4



3



sun

5



4



axe





6




مدرسة  
Cool Study




○ Circle the picture




○ Count the fish



Cool Study



Find 5 differences



Circle the letter




a s c




a s b



a s b



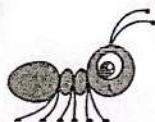
a s c



a s b



a s b



a s c




a s b




a s b









Cool Study

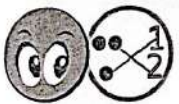


Look and match





Re-order


			
			



Look and match







A a



1  
2 arrow ant alligator axe anchor app  
3  
4



S s



1  
2 snake sun swim smile  
3  
4



1  
2 star school socks  
3  
4





Writing is fun!

صفحات للتدريب على الكتابة

1

2

3

4

1

2

3

4

1

2

3

4

1

2

3

4

1

2

3

4

1

2

3

4

1

2

3

4

1

2

3

4

1

2

3


4

1

2

3

4



Writing is fun!

1

2

3

4

1

2

3

4

1

2

3

4

1

2

3

4

1

2

3

4

1

2

3

4

1

2

3

4

1

2

3

4

1

2

3

4





Listen & circle the correct word

4

one

three

four



school

teacher

apple



snake

ant

alligator



sun

apple

axe



swim

star

smile



axe

arrow

ant



socks

anchor

sun



ant

alligator

snake



Write uppercase / lowercase letters:



A



S



s



a



Good

Study

# Unit 1



Hello



Listen & circle the correct word

ant  
axe  
apple

swim  
sun  
star

school  
ant  
smile

anchor  
star  
snake

socks  
smile  
arrow

alligator  
snake  
ant

sun  
apple  
alligator

smile  
swim  
star

arrow  
axe  
anchor



Match the letters to the pictures



s a


s a


s a

s a

s a

s a






# Listening


## A Listen and tick



This is an apple.



## B Listen and number



يقرا ولي الامر للطالب  
الجهل بشكل غير مرتب  
والطالب يرتب حسب  
سماح الجمله.



# Reading

## A Match

a  
s



Cool Study  
صفوة معالي الكليات

s

a



**A Copy**

1  
2  
3  
4  
a

1  
2  
3  
4

1  
2  
3  
4  
s

1  
2  
3  
4

**B Fill in the missing letters**

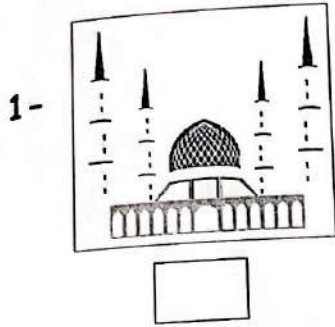


معلم الكويت Cool Study



تدريب على مهارة الاستماع

Listening

A - Listen and tick



Script:  
1- This is my school.



Script:  
2- This is number two.

B - Listen and Circle



Script:  
1- This is letter S.  
2- This is number three.







A) Match the upper & lowercase letters:

1- **S**

2- **A**

**a**

**o**

**s**

B) Circle the correct word:

1

axe

snake

anchor



2

school

arrow




socks



C - Match the letters to the pictures:

1- **A**

2- **S**







 Writing

A - Copy

a

2


B - Write the missing letter



Listening

Script:  
1- I go to school.  
2- I like my teacher.

A - Listen and number



B - Listen and Circle

Script:  
1- Sun.  
2- This is number five.

1- ant sun apple

2- 2 4 5



 Reading

A) Match the upper & lowercase letters:

1- 




2- 






B) Circle the correct word:




arrow school smile




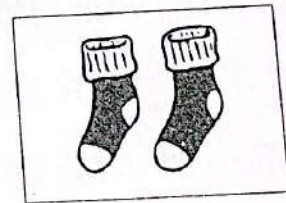

apple snake alligator

C - Match the letters to the pictures:

1- 



2- 




Writing

A - Copy

A

3

B - Write the missing letter



Cool

Study

Unit 2 My Body

بنهاية هذه الوحدة يكون الطالب قد تعلم الأسئلة والحوارات الشفهية الآتية:



يشير الطالب أو يلمس جزء من أجزاء الجسم ويتحدث عنه:

This is my (eye / ear/ head ..... ).

This is your (eye / ear/ head ..... ).

Point to your (mouth ..... ).

Touch your (nose ..... ).

Don't touch your (head ..... ).

يسأل الطالب و يجيب علي أسئلة عن أجزاء الجسم:

What's this?



It's a nose.

What's this?



It's an eye.


يسأل الطالب عن شخص و يجيب :


Who is that?



It's Ali.

يسأل الطالب و يجيب علي أسئلة عن عدد أجزاء الجسم:

How many eyes do you have?  I have two eyes.

How many ears do you have?  I have two ears.

يسأل الطالب و يجيب علي أسئلة عن وظيفة أحد أجزاء الجسم:

What can you do with your eyes? I can see with my eyes.

What can you do with your mouth? I can eat with my mouth.

What can you do with your legs? I can walk with my legs.

What can you do with your ears? I can hear with my ears.

What can you do with your nose? I can smell with my nose.

Cool

Study



Word List

Part 1



head



hand





arm

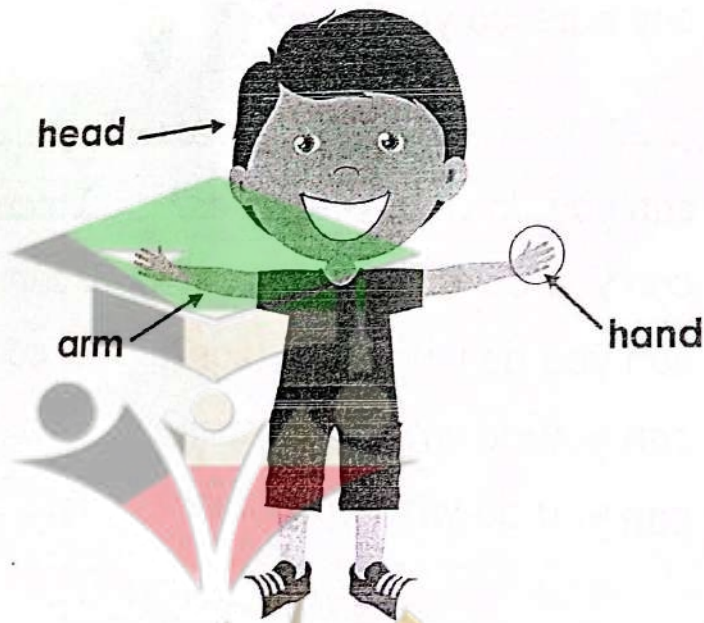


Ask and answer

أولي الأمر النص ويستمع إليه الطفل



Listen and point

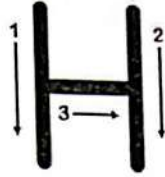



Cool Study

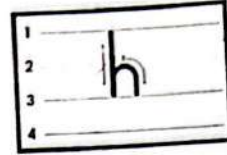


Trace & copy

Capital



Small



Four sets of handwriting practice lines (numbered 1-4) for the capital letter H.

Four sets of handwriting practice lines (numbered 1-4) for the lowercase letter h.



Four sets of empty handwriting practice lines (numbered 1-4) for independent practice.







Trace & copy

1  
2  
3  
4

1  
2  
3  
4

1  
2  
3  
4

1  
2  
3  
4




Write the missing letter



1	
2	
3	
4	

heart




1	
2	
3	
4	

at



1	
2	
3	
4	

elicopter



1	
2	
3	
4	

orse



1	
2	
3	
4	


ead



1	
2	
3	
4	

and

Trace



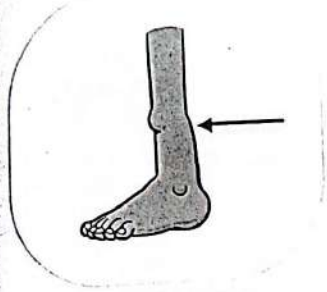


استمع وردد الكلمات

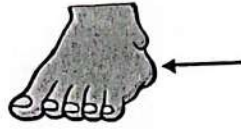


Word List

Part 2



leg



foot



toe



Ask and answer

يقرأ ولي الأمر النص ويستمع إليه الطفل




What's this?

It's a leg.



What's this?

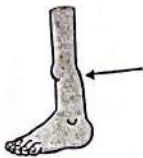
It's a toe.



Listen and tick



This is a leg.



This is a toe.





Word List

Part 3



بردد الكلمات



ear



nose



eye



mouth



face



Ask and answer

اقرأ ولي الأمر النص ويستمع إليه الطفل



What's this?

It's a nose.



What's this?

It's an eye.



Draw the missing parts







Listen and tick


يقرا ولي الأمر النص ويستمع إليه الطفل



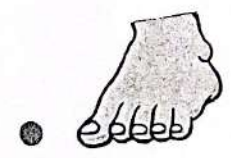


It's an eye.



It's a face.



Look and match



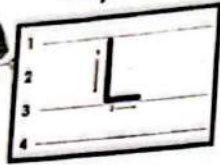
مدرسة  
Cool • • Study

# Unit 2

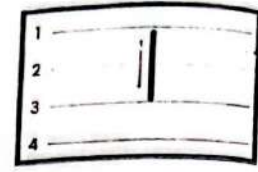


Trace & copy

Capital

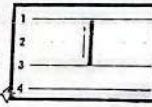
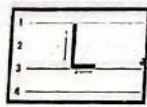


Small



Tracing practice for Capital L. It consists of four sets of four-line writing guides. Each set has a number 1 on the left side, indicating the starting point for the first stroke.

Tracing practice for Small l. It consists of four sets of four-line writing guides. Each set has a number 1 on the left side, indicating the starting point for the first stroke.



Tracing practice for Capital L and Small l. It consists of four sets of four-line writing guides. Each set has a number 1 on the left side, indicating the starting point for the first stroke.



مدرسة  
Cool Study



Write the missing letter



ion



amp



emon



eg



ake



aptop

Colour l & L



A collection of letters in circles for coloring: L, I, A, a, L, A, d, a, I, I, L, A, C, a.

Match





Look and match



a

i


h

Write the missing letter

a h l s



amp



ant



at



nake

Match

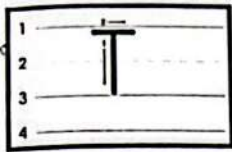


Cool Study

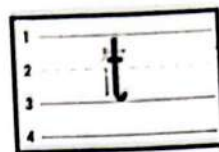


Trace & copy

Capital



Small



1  
2  
3  
4

1  
2  
3  
4

1  
2  
3  
4

1  
2  
3  
4

1  
2  
3  
4

1  
2  
3  
4

1  
2  
3  
4

1  
2  
3  
4



1  
2  
3  
4

1  
2  
3  
4

1  
2  
3  
4

1  
2  
3  
4







Trace & copy

1  
2  
3  
4

1  
2  
3  
4


1  
2  
3  
4

1  
2  
3  
4

Write the missing letter



1  
2 iger  
3  
4



1  
2 rain  
3  
4



1  
2 ooth  
3  
4

2

1  
2 wo  
3  
4



urtle

How many?





Listen, circle and write the letter



two

1



hat

2





lemon

3




horse

4



train

5



lake

6



Unit 2



Circle the picture



Circle the letter



h t l



t h l



h i t



Listen and tick

اقرأ ولي الأمر النص ويستمع إليه الطفل



This is a mouth.

This is small h.



H

h

Cool

Study



Odd one out

- 1
- 2



Circle the picture

- 1
- 2
- 3




Listen and draw

يقرا ولي الأمر النص ويستمع إليه الطفل




Two eyes.



One face.




One mouth.



Cool Study



Segment and blend



طريقة تساعد الطالب  
علي القراءة بشكل  
صحيح وسريع!



الطالب صوت الحرف C  
يتم المقطع الذي يليه  
صوت الحرف علي حدة  
الاصوات مجمعة)  
أو أكثر يسمى مقطع  
a + t = at



والآن تدرّب على نطق الكلمات الآتية

❖ ليس من المهم معرفة الطفل معنى الكلمة في هذه المرحلة.  
❖ التركيز على كيفية النطق.

at		
c	a	t
h	a	t
s	a	t





مراجعة على الأحرف



H h

house



heart

hat



helicopter

horse

head

hand

L l



lion

lamp

lemon

leg

lake

laptop

T t

2



two

tiger

tooth

train

turtle

Cool

Study

# Unit 2

التدريب على الكتابة

Writing is fun!

1  
2  
3  
4  
1  
2  
3  
4  
1  
2  
3  
4  
1  
2  
3  
4  
1  
2  
3  
4  
1  
2  
3  
4  
1  
2  
3  
4



معلمين  
Cool Study

Writing is fun!

صفحات للتدريب على الكتابة





1  
2  
3  
4  
1  
2  
3  
4  
1  
2  
3  
4  
1  
2  
3  
4  
1  
2  
3  
4  
1  
2  
3  
4  
1  
2  
3  
4  
1  
2  
3  
4  
1  
2  
3  
4








# Unit 2


  Listen & circle the correct word





  
toe      lake      leg


  
head      hand      arm


  
nose      ear      eye

  
horse      lion      tiger

  
train      laptop      helicopter

  
hand      heart      head

  
turtle      horse      tiger

  
lamp      hat      tooth

 Write uppercase / lowercase letters:



T →  →   
L →  →   
a → 






Listen & circle the correct word




horse  
tiger  
lion




leg  
hand  
head




lemon  
hat  
train




heart  
tooth  
leg




turtle  
snake  
alligator




laptop  
lake  
school




lamp  
tow  
helicopter



horse  
tooth  
star




lion  
hat  
turtle





Match the letters to the pictures







t h



l t




h l




h t



l h



l h



# Listening

## A Listen and tick



This is a hand.



## B Listen and number

This is a head.



It's Funny.



أول مرة الأمر للطالب  
أن يشكّل غير مرتب  
طالب يرتب حجاب  
سهاج الجهله.

# Reading

## A Match

A

L

H

T

f


i

h



Cool

Study



**B Match**

h

l



 **Writing**

**A Copy**

1	h	1	
2		2	
3		3	
4		4	

1	T	1	
2		2	
3		3	
4		4	

1	2	1	
2		2	
3		3	
4		4	

1	l	1	
2		2	
3		3	
4		4	

**B Fill in the missing letters**



1	ead
2	
3	
4	





1	eg
2	
3	
4	



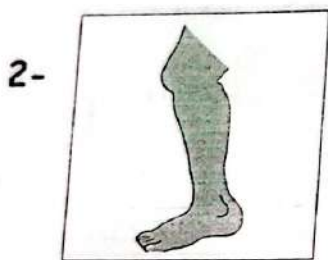
Listening

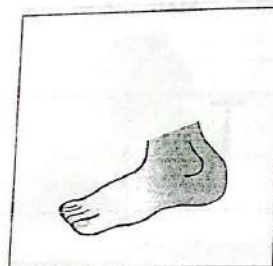
A - Listen and tick






Script:  
1. I go to school every






Script:  
2. It is a foot.

B - Listen and Circle



2- hand star ant

Script:  
1. It is number five.  
2. Hand.

Reading

A) Match the upper & lowercase letters:

1- A

t

2- T

a

I

B) Circle the correct word:

1

lemon

lamp

heart




2

snake


leg

tiger




C - Match the letters to the pictures:

1- S



2- L



Writing

A - Copy


tall

5

B - Write the missing letter



\_ un




\_ at

Listening

A - Listen and number

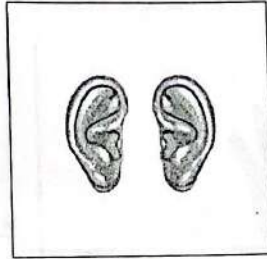

1-



Script:

1- Ali likes swimming.

2-




Script:

2- I have two eyes.

B - Listen and Circle

1-

t



l

2-

apple

head

tiger

Script:

1- This is letter T.

2- head.



Reading

A) Match the upper & lowercase letters:

1- S

h

2- H

t

s

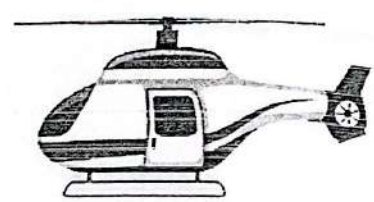
B) Circle the correct word:

1



hand hat turtle

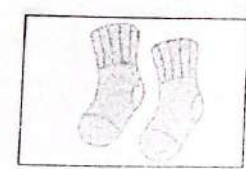
2



tooth laptop helicopter

C - Match the letters to the pictures:

1- t



2- a





# Assessment 2

الإختبار الثاني على الوحدات ١ + ٢



## Writing

A - Copy

H

sat

B - Write the missing letter

<b>2</b>
_ wo

_ nt

Unit 3

My family

بنهاية هذه الوحدة يكون الطالب قد تعلم الأسئلة والحوارات الشفهية الآتية:




يتحدث الطالب عن نفسه وعن أسرته:

I'm Muslim.  
I read the Quran.

يقوم الطالب بتقديم أفراد أسرته:


This is my (father / mother/ sister ..... ) .

يسأل الطالب عن أشياء في المنزل ويجيب:

What's this ? 

It's a camera.

يسأل الطالب عن شخص ويجيب:

Who is this? 

This is my father.

يسأل الطالب عن عدد الأخوة أو الأخوات ويجيب:

How many brothers have you got? I have got 2 brothers.


How many sisters have you got? I have got no sisters.

يسأل الطالب عن أشياء يفعلها شخص ما ويجيب:

What does Ali do?  He prays.

What does Huda do?  She reads the Quran.

يتعرف الطالب على الأرقام من 6 - 7 - 8 - 9 - 10

What is this number? 

This is number 7.





Word List



Part 1



استمع وردد الكلمات



camera



family



mother



father



brother




sister




Ask and answer


يقرا ولي الأمر النص ويستمع إليه الطفل

What's this? It's a camera.



Who is this? This is my father.



How many brothers have you got? I've got one brother.



How many sisters have you got? I've got two sisters.





Match

H	A	T	L	S
h	a	t	l	s

Write the missing letter

a h l s




ead




oes



eg



pple



chool



Listen and match

يقرا ولي الأمر النص ويستمع إليه الطفل

brother

mother

sister

father

Cool

Study



Word List



My family



استمع وردد الكلمات

### Part 2



Quran



mosque



house



pray



go



read

### Part 3

6

six

7

seven

8

eight

9


nine

10

ten



ball



Listen and say

يقرأ ولي الأمر النص ويستمع إليه الطفل



This is my family.



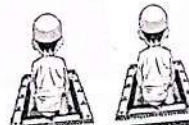
We read the Quran.



This is my house.



They pray.



Cool

Study



Listen and say

تبدأ ولي الأمر النص ويستمع إليه الطفل



I'm Ali.  
I'm Muslim.  
I read Quran.  
I pray.



Ask and answer



What does Ali do?



He prays.



What does Huda do?



She reads Quran.



Odd one out


1



2

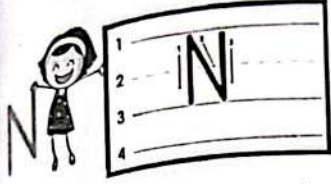


Cool Study

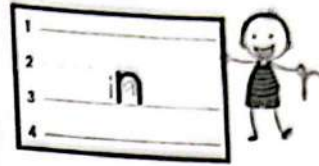


Trace & copy

Capital




Small



Handwriting practice lines for the capital letter 'N'. Each line consists of four horizontal lines (top, dashed middle, bottom, and descender) with a dotted 'N' for tracing.

Handwriting practice lines for the small letter 'n'. Each line consists of four horizontal lines (top, dashed middle, bottom, and descender) with a dotted 'n' for tracing.



Large handwriting practice area with multiple sets of four-line guides for tracing and copying the letters 'N' and 'n'.





Unit 3



Write the missing letter



ose




est

9

ine



uts







ail

Match



a b c

Re-order

			
<input type="radio"/>	<input type="radio"/>	<input type="radio"/>	<input type="radio"/>



Trace

6

1  
2  
3  
4

7

1  
2  
3  
4

8

1  
2  
3  
4


9

1  
2  
3  
4

10

1  
2  
3  
4

1  
2  
3  
4






 Match

- 6 •
- 7 •
- 8 •
- 9 •
- 10 •



 Write the missing number

A 1 2      4     

B      3      5     

C 6 7      9     

صفوة ميمن الكويت



Count & write the number

اكتب الرقم الناقص



# MAZE

A maze puzzle for counting. The maze is composed of rectangular blocks. Some blocks contain numbers (6, 3, 2) or dots. A 'Start' arrow points to the beginning of the path. A cartoon bird is at the end of the path, holding a balloon. The path winds through the blocks, avoiding obstacles like a snake, a butterfly, and a bird. The path ends at a block with a bird holding a balloon.



Trace & copy

Capital

Small

1  
2  
3  
4

1  
2  
3  
4

1  
2  
3  
4

1  
2  
3  
4

1  
2  
3  
4

1  
2  
3  
4

1  
2  
3  
4

1  
2  
3  
4



1  
2  
3  
4

1  
2  
3  
4

1  
2  
3  
4





Trace & copy


1  
2  
3  
4

1  
2  
3  
4

1  
2  
3  
4

1  
2  
3  
4


Write the missing letter



outh




an



osque



oney



onkey



ountain

Colour m & M



E D

m M

b M

M m

c B


e m

M C





## Segment and blend



في الطالب صوت الحرف C  
نسم المقطع الذي يليه  
في صوت الحرف علي حدة  
في الأصوات مجمعة)  
بن أو أكثر يسمي مقطع  
a + t = at



❖ ليس من المهم معرفة الطفل معنى الكلمة في هذه المرحلة.  
❖ التركيز على كيفية النطق.

at		
s	a	t
h	a	t
m	a	t

an		
l	a	n
t	a	n
m	a	n



مراجعة على الأحرف



N n

nose	nest	nine	nuts	nail



M m

mosque	mouth	man	monkey

money	mountain





Listen, circle and write the letter





1  7 

2   8

3 9  

4   4

5   10

6   9

صفوة مكي الكويت

Writing is fun!

صفحات للتدريب على الكتابة



Handwriting practice lines consisting of multiple rows of solid top and bottom lines with a dashed midline for letter height guidance.



Writing is fun!


1  
2  
3  
4  
1  
2  
3  
4  
1  
2  
3  
4  
1  
2  
3  
4  
1  
2  
3  
4  
1  
2  
3  
4  
1  
2  
3  
4  
1  
2  
3  
4




مدرسة  
Cool • • Study

Listen & circle the correct word







heart    leg    nose




house    mosque    lake




two    nine    ten




mouth    nose    head




monkey    tiger    horse



nail    money    nest





man    nuts    socks





mountain    nine    axe

Write uppercase / lowercase letters:



 → 

 → 

 → 

 → 




# Unit 3




Listen & circle the correct word





money  
mountain   
mouth


axe  
nail   
hat

lake  
nest  
mosque 

mountain  
monkey   
man

mouth  
nose  
head 

turtle  
monkey   
snake

socks  
nuts   
arrows




nine  
nest   
nail




mountain  
mosque   
money









Match the letters to the pictures



    
m n


    
n m

    
m n

    
t m

    
n L

2 9 6  
n t



# Listening

Listen and tick



This is my family.



Listen and number

This is a mosque.



This is nine.



يقراً ولي الأمر للطالب  
الجيل بشكل غير مرتب  
والطالب يرتب حسب  
سباق الجوله.



# Reading

Match

H  
M  
A  
N  
T

m  
a  
n  
t

Cool Study



**B Match**

m

n

h

t



**Writing**

**A Copy**

1		1	
2	n	2	
3		3	
4		4	

1	q	1	
2		2	
3		3	
4		4	

1	10	1	
2		2	
3		3	
4		4	


1	
2	m
3	
4	

**B Fill in the missing letters**



9

ine




other




Listening


A - Listen and tick






Script:  
1- They read the Quran.






Script:  
2- It's number nine.

B - Listen and Circle

1- m                      †                      n

2- house                      mosque                      nail

Script:  
1- This is letter m.  
2. House.





# Reading

A) Match the upper & lowercase letters:

1- M

n

2- N

s

m

B) Circle the correct word:

1

camera

nest

money



2

father

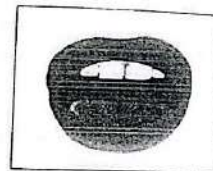
brother

sister

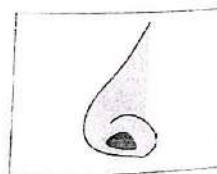


C - Match the letters to the pictures:

1- m



2- n



Cool

Study


Writing

A - Copy

8

Sam



B - Write the missing letter







# Listening

## A - Listen and number



Script:  
1- It's a house.



Script:  
2- This is my family.

## B - Listen and Circle

1- 6  8

2- 1  n

Script:  
1- Number six.  
2- Letter n.



Reading

A) Match the upper & lowercase letters:

1- N

2- M

h

m

n

B) Circle the correct word:

1



man nail money


2



read go pray

C - Match the letters to the pictures:

1- N



2- M

9



Writing

A - Copy


has

10

B - Write the missing letter



\_ ose



\_ osque

# My house

دليل وبي  
بنهاية هذه الوحدة يكون الطالب قد تعلم الأسئلة والحوارات الشفهية الآتية:



What's this?



يتحدث الطالب عن منزله والأشياء التي بداخله:  
This is my computer.

What's this?



It's a sofa.

Is it a chair?



Yes, it is.

Is it a sofa?



No, it isn't.

يدعو الطالب شخص ما لطعام أو شراب و يجيب بأدب:

Do you want a drink?

Yes, please.

Do you want an apple?

No, thank you.

يسأل الطالب و يجيب علي أسئلة عن مكان شيء ما في المنزل:

Where's the fridge?



The fridge is in the kitchen.

Where's the book?



The book is on the table.

يسأل الطالب و يجيب علي أسئلة عما يفعله شخص الآن:

What's he doing?



He is reading the Quran.

What is she doing?



She is cooking.

يسأل الطالب و يجيب علي أسئلة عن لون شيء ما:

What colour is your bed?



It's red.

What colour are the walls?



They are blue.

What colour is your computer?



My computer is grey.

What colour is your sister's room?



It's pink.

Cool

Study

Unit 4



Word List



My house

Part 1



chair



table



sofa



desk



computer



door



Match

father - sofa - table - mother - sister - chair

Family

Furniture





# My house

## Ask and answer

يقرأ ولي الأمر النص ويستمع إليه الطفل

What's this?

It's a computer.

What's this?

It's a sofa.

Is it a chair?

Yes, it is.

Is it a sofa?

No, it isn't.

Do you want a drink?

Yes, please.

## Odd one out

1

2





# Unit 4



يقترأولي الأمر النص ويستمع إليه الطفل

Listen and tick



It is a sofa.



It is a table.




This is number 7.



He is eating.



Look and match



t

s


d

Cool



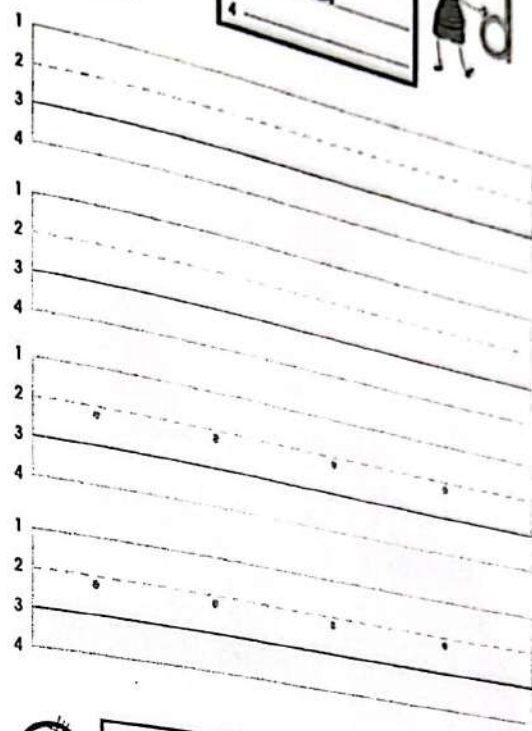
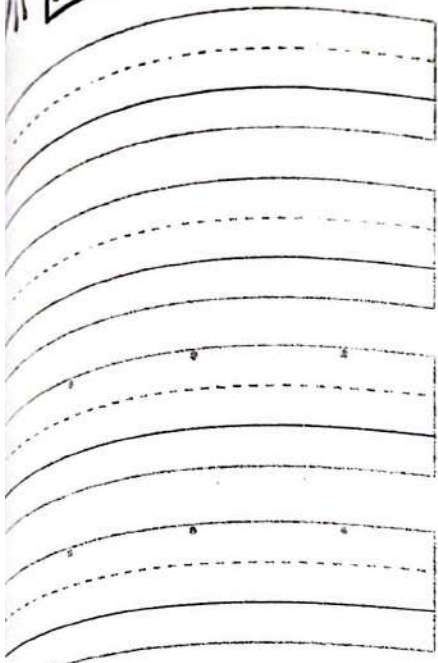
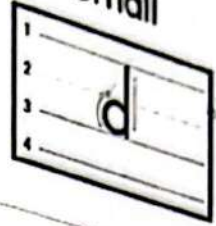
Study

Trace & copy

Capital



Small



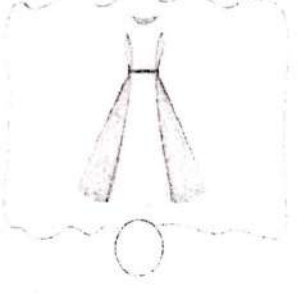


### Listen and number


استمع إلى النص ورتب الأرقام



This is a doll.  
This is a dress.  
It's a duck.  
It's a dog.



### Find 5 differences





# My house

## Part 2



استمع وردد الكلمات



kitchen




eat



cook



drink



in



fridge



garden

### Ask and answer

يقرا ولي الأمر النص ويستمع إليه الطفل

Where is she?  
She is in the kitchen.

What is she doing?  
She is cooking.

### Listen and say

He is eating.

He is drinking.

She is reading.





Small

Trace & copy

Capital

1  
2  
3  
4

1  
2  
3  
4

1  
2  
3  
4

1  
2  
3  
4

1  
2  
3  
4

1  
2  
3  
4

1  
2  
3  
4

1  
2  
3  
4



1  
2  
3  
4

1  
2  
3  
4

1  
2  
3  
4





# My house

## Listen and match



rope

rocket


اقرأ ولي الأمر النص ويستمع إليه الطفل

rainbow


red



Trace



## Match



Unit 4



my house



Word List

Part 3



كلمات التعلیمات



green



red



blue




grey



black



white



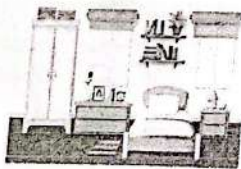
yellow



Have a nice day!

pink

nice



bedroom



wall



bed

Cool

Study




Ask and answer

يقرا ولي الأمر النص ويستمع إليه الطفل



What colour is the bed?

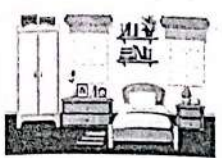
It is pink.



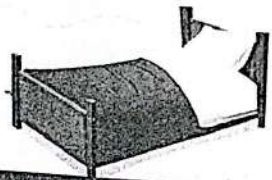
What colour are the walls?

They are blue.

Listen and say



This is my bedroom.



My bed is red.

Look and match



r



d



n



+



Cool Study






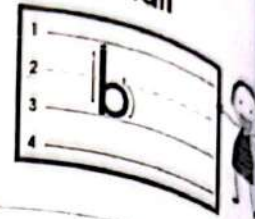


Trace & copy

Capital



Small



1  
2  
3  
4

1  
2  
3  
4

1  
2  
3  
4


1  
2  
3  
4

1  
2  
3  
4

1  
2  
3  
4

1  
2  
3  
4

1  
2  
3  
4



1  
2  
3  
4

1  
2  
3  
4

1  
2  
3  
4

1  
2  
3  
4





Listen, circle and write the letter



rainbow

1



Blank handwriting lines for the answer.



doll

2



Blank handwriting lines for the answer.



boat

3



Blank handwriting lines for the answer.



dress

4



Blank handwriting lines for the answer.



robot

5



Blank handwriting lines for the answer.



bell

6



Blank handwriting lines for the answer.





Trace & copy

1  
2  
3  
4

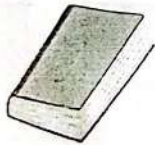
1  
2  
3  
4

1  
2  
3  
4

1  
2  
3  
4



Find words






يقرأ ولي الأمر النص ويستمع إليه الطفل




Listen and tick



This is my bedroom.




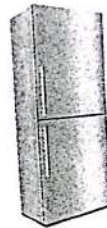
The walls are green.





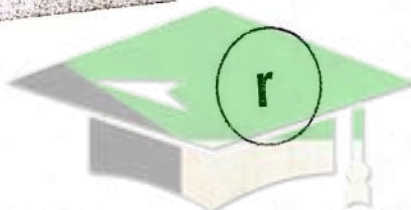
This is a blue chair.



My computer is grey.



Look and match





Segment and blend



طريقة تساعد الطالب  
على القراءة بشكل  
صحيح وسريع؛



القطع المقطع صوت الحرف C  
الذي يسمي المقطع الذي يليه  
بصوت الحرف على حدة  
بصوت الأصوات مجتمعة)  
التي أو أكثر يسمي مقطع  
a + t = at

والآن تدرب على تطق الكلمات الآتية



ليس من المهم معرفة الطفل معنى الكلمة في هذه المرحلة.  
التركيز على كيفية النطق.

at		
s	a	t
h	a	t
m	a	t
r	a	t
b	a	t

an		
l	a	n
t	a	n
m	a	n
r	a	n
b	a	n

ad		
s	a	d
h	a	d
l	a	d
m	a	d
b	a	d

ar		
b	a	r
t	a	r



A



مراجعة على الأحرف

My house



D d

desk	doll	duck	dress	dog

R r

rainbow	rocket	rope	robot

B b

banana	book	boat	bell	basketball

Writing is fun!

1  
2  
3  
4  
1  
2  
3  
4  
1  
2  
3  
4  
1  
2  
3  
4  
1  
2  
3  
4  
1  
2  
3  
4  
1  
2  
3  
4



Writing is fun!

صفحات للتدريب على الكتابة





Handwriting practice area with multiple sets of lines. Each set consists of a solid top line, a dashed middle line, and a solid bottom line, all following a slight curve across the page.








# Unit 4


  Listen & circle the correct word





  
desk    dog    doll


  
rainbow    sun    nest


  
apple    banana    lemon

  
hat    dress    rope

  
book    boat    basketball

  
rope    rainbow    rocket

  
duck    dog    desk

  
book    bell    boat

 Write uppercase / lowercase letters:



D →

B →


R →

m →


h →

t →




 Listen & circle the correct word

horse  
monkey  
duck




boat  
train  
helicopter





rainbow  
star  
lake



book  
rope  
desk



nail  
doll  
basketball




bell  
dress  
man




rocket  
laptop  
alligator




lamp  
bell  
hat




dog  
robot  
nest





 Match the letters to the pictures




d      b




r      d


b      r



b      d



r      b



d      b





Match

b

r

w



# Writing

Copy

1	
2	
3	
4	

1	D
2	
3	
4	

1	
2	
3	
4	

1	r
2	
3	
4	

1	
2	
3	
4	

1	B
2	
3	
4	

1	
2	
3	
4	

Fill in the missing letters



ed



oy

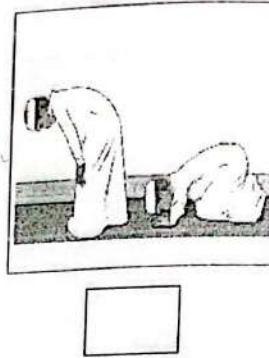

Cool

Study


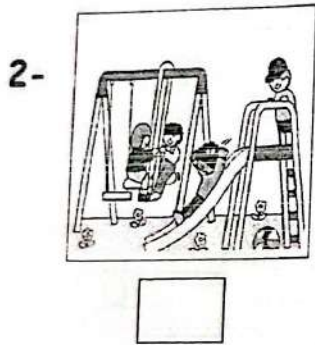
# تدريب على مهارة الاستماع

## Listening

### A - Listen and tick


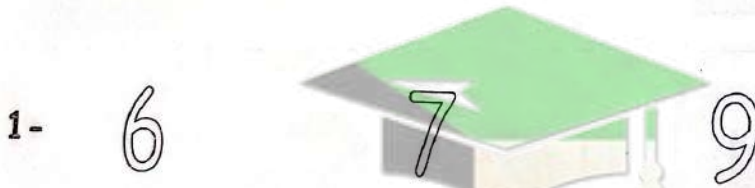


Script:  
1- They are praying.




Script:  
2- They are in the garden.

### B - Listen and Circle



Script:  
1- Number six.  
2. Banana.



 Reading

A) Match the upper & lowercase letters:

1- **B**

d

2- **M**

m

b

B) Circle the correct word:

①

- doll
- bell
- rope



②

- bed
- fridge
- wall





C - Match the letters to the pictures:

1- **N**



2- **R**





 **Writing**

A - Copy


ran

8

B - Write the missing letter



\_ og



\_ ine



Cool @ @ Study





# Writing

## A - Copy


ran

8

## B - Write the missing letter



\_ og



\_ ine






Listening

A - Listen and number






Script:  
1- He is drinking.






Script:  
2- This is my computer.

B - Listen and Circle

1-

d

R

b

2-

nine

boat

doll

Script:  
1- This is letter d.  
2- Boat.

Cool

Study

Reading

A) Match the upper & lowercase letters:

1- D

r

2- R

d

b


B) Circle the correct word:

1



eat drink cook


2



dress banana rainbow

C - Match the letters to the pictures:

1- N



2- B



9

Cool

Study

A - Copy

6

man

B - Write

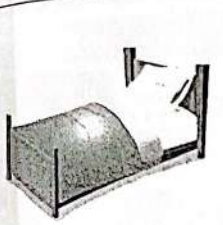
Writing

A - Copy

6

man

B - Write the missing letter



\_ ed



\_ oney

Unit 5

My food





بنهاية هذه الوحدة يكون الطالب قد تعلم الأسئلة والحوارات الشفهية الآتية:



تعلم الطالب كيف يطلب طعاماً أو شرباً ويجيب بأدب:

Can I have a sandwich, please?  Yes, here you are.

Can I have an ice cream?  Yes, of course.

Can I have some honey, please?  Yes, here you are.

Can I have some eggs? No, I don't have eggs.

يقدم الطالب شيء ما للشخص ويرد بأدب:

Here you are. Thank you.

يدعو الطالب شخص ما لطعام أو شراب ويجيب بأدب:

Do you like apples?  Yes, I do.

Do you like oranges?  No, I don't.

What do you like to eat?  I like to eat pizza.

يسأل الطالب عن مكان الطعام ويجيب مستخدماً حرف الجر المناسب:

Where's the pizza? It's in the fridge.

Where are the oranges?  They are on the table.



Word List



Part 1



استمع وردد الكلمات



egg




sandwich



honey



pizza



orange




on



Ask and answer

يقرا ولي الأمر النص ويستمع إليه الطفل



Can I have a sandwich?

Yes, here you are.

Thank you.



Can I have some honey?

Yes, here you are.

Thank you.



Look and match



B

S

H

A

Cool


Study



Trace & copy



Capital



Small



Handwriting practice lines for the capital letter E, consisting of four sets of four-line guides (top, dashed middle, solid bottom, bottom) with numbers 1, 2, 3, 4 on the left side.

Handwriting practice lines for the lowercase letter e, consisting of four sets of four-line guides (top, dashed middle, solid bottom, bottom) with numbers 1, 2, 3, 4 on the left side.



Handwriting practice lines for the letter E, consisting of four sets of four-line guides (top, dashed middle, solid bottom, bottom) with numbers 1, 2, 3, 4 on the left side.





Trace & copy

Handwriting practice area with four sets of lines. Each set consists of a solid top line, a dashed middle line, and a solid bottom line, curving slightly to the right.

Write the missing letter

Colour e & E



lbow

11

1	l
2	l
3	l
4	l

leven




nvelope



1	g
2	g
3	g
4	g

ggplant

A collection of letters in circles for coloring. The letters are: E, D, E, E, b, e, e, E, B, e, E, e, C.





Word List



Part 2



قائمة وورد الكلمات



date



Ask and answer

يقرأ ولي الأمر النص ويستمع إليه الطفل



Can I have dates?

Yes, here you are.

Thank you.



Can I have an orange?

Yes, here you are.

Thank you.



Where is the apple?

It's on the table.



Where is the orange?

It's in the fridge.



Circle the picture

1

e



2

d



Cool Study

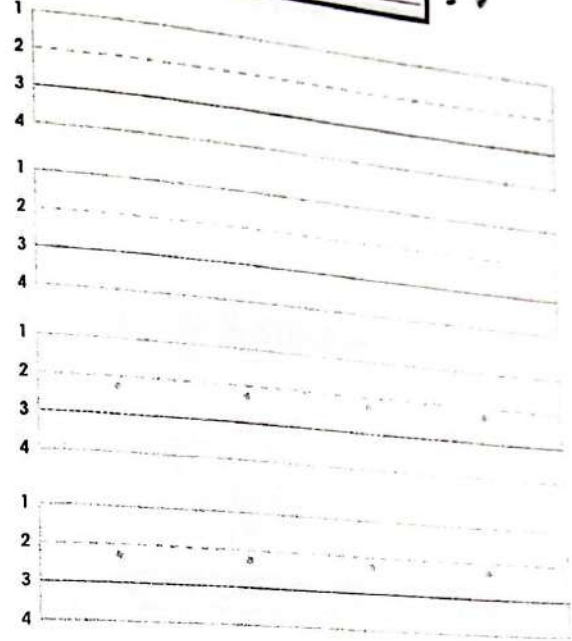

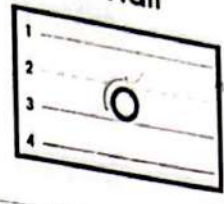


Trace & copy

Capital



Small



Cool

Study





Listen and match

يقرا ولي الأمر النص ويستمع إليه الطفل



I don't like pizza.



I like orange.



Trace & copy

1  
2  
3  
4

1  
2  
3  
4

1  
2  
3  
4

Write the missing letter



1  
2 ctopus  
3  
4



1  
2 melet  
3  
4



1  
2 nio  
3  
4





Part 3



استمع وردد الكلمات

Word List



Ask and answer

يقرأ ولي الأمر النص ويستمع إليه الطفل

Do you like apples?

Yes, I do.

Do you like oranges?

No, I don't.

Listen and say



I like chocolate.



I don't like burger.



I like ice cream.

صفحة من الكتيب

# Unit 5

# My food



Trace & copy

Capital

1  
2  
3  
4

A girl in a dress pointing to a board that shows the letter 'F' on a four-line grid. The letter 'F' is positioned between the top and second lines. The grid lines are numbered 1 to 4 from top to bottom.

1  
2  
3

1  
2

A large 'F' and a smaller 'f' are shown. The 'F' has three arrows indicating stroke order: 1 (down), 2 (top horizontal), 3 (middle horizontal). The 'f' has two arrows: 1 (down), 2 (right horizontal crossbar).

Small

1  
2  
3  
4

A girl in a dress pointing to a board that shows the letter 'f' on a four-line grid. The letter 'f' is positioned between the top and second lines. The grid lines are numbered 1 to 4 from top to bottom.

1  
2  
3  
4

1  
2  
3  
4

1  
2  
3  
4

1  
2  
3  
4

1  
2  
3  
4

1  
2  
3  
4

1  
2  
3  
4

1  
2  
3  
4

1  
2  
3  
4

1  
2  
3  
4

1  
2  
3  
4

1  
2  
3  
4



1  
2  
3  
4

1  
2  
3  
4

1  
2  
3  
4

1  
2  
3  
4

1  
2  
3  
4

1  
2  
3  
4





Trace & copy

1  
2  
3  
4

1  
2  
3  
4

1  
2  
3  
4

1  
2  
3  
4



Write the small or the capital letter

1  
2  
3  
4

F

1  
2  
3  
4

d

1  
2  
3  
4

O

1  
2  
3  
4

R

1  
2  
3  
4

e

1  
2  
3  
4

m

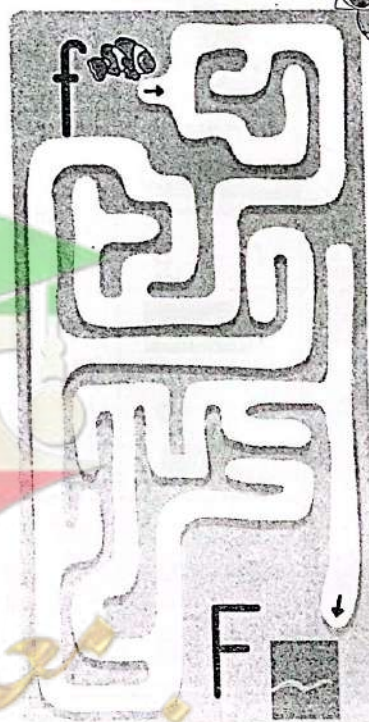
1  
2  
3  
4

B

1  
2  
3  
4

N

Trace



# Unit 5

Listen, circle and write the letter



banana

1



o



flower

2

11



umbrella

3



omelet

4



fan

5



eleven

6



11





## segment and blend



طريقة تساعد الطالب  
علي القراءة بشكل  
صحيح و سريع!



ينطق الطالب صوت الحرف C  
الأول ثم المقطع الذي يليه  
(ينطق صوت الحرف علي حدة  
ثم ينطق الأصوات مجتمعة)  
حرفين أو أكثر يسمى مقطع  
 $a + t = at$



الآن تدرب على نطق الكلمات الآتية



❖ ليس من المهم معرفة الطفل معنى الكلمة في هذه المرحلة.  
❖ التركيز على كيفية النطق.



at		
s	a	t
h	a	t
m	a	t
r	a	t
b	a	t
f	a	t

et		
s	e	t
l	e	t
n	e	t
m	e	t
b	e	t

en		
h	e	n
t	e	n
m	e	n
b	e	n

ed		
l	e	d
r	e	d
b	e	d
f	e	d

ar		
b	a	r
t	a	r
f	a	r

an		
l	a	n
t	a	n
m	a	n
r	a	n
b	a	n
f	a	n



E e




11



1  
2  
3  
4  
elbow eleven envelope eggplant

O o



1  
2  
3  
4  
octopus olive onion omelet oven

F f



1  
2  
3  
4  
frog flower foot fox fan





Writing is fun!



صفحات للتدريب على الكتابة



Handwriting practice area with multiple sets of horizontal lines, each consisting of a solid top line, a dashed middle line, and a solid bottom line.



# Unit 5

  Listen & circle the correct word



eggplant   flower   egg



onion   olive   omelet




fox   lion   tiger



bell   dress   envelope



olive   banana   eggplant




doll   oven   desk



foot   elbow   nose



boat   rope   fan

 Write uppercase / lowercase letters:



E → \_\_\_\_\_ O → \_\_\_\_\_

F → \_\_\_\_\_

R → \_\_\_\_\_ b → \_\_\_\_\_

m → \_\_\_\_\_





Listen & circle the correct word



duck  
fox  
octopus

head  
elbow  
leg

olive  
onion  
eggplant

banana  
flower  
omelet

frog  
duck  
fox

nine  
two  
eleven

**11**

oven  
fan  
train

book  
laptop  
envelope

foot  
mouth  
tooth



Match the letters to the pictures



f      o

9    11   

o      e


e      f

o      f

f      o


e      o





# Listening

## A Listen and tick



These are oranges.



## B Listen and number

Can I have an orange, please ?

An illustration of an orange with a speech bubble tail pointing towards the text above.

These are dates.

An illustration of a bunch of dates with a speech bubble tail pointing towards the text above.

يقرأ ولي الأمر للطالب  
الجميل بشكل غير مرتب  
والطالب يرتب حسب  
سماع الجمله .

# Reading


## A Match

O  
D  
E  
F  
R



e  
o  
r  
d





Match

e  
o  
r



Writing

Copy

1 2 3 4	1 2 3 4	1 2 3 4	1 2 3 4	1 2 3 4	1 2 3 4
	o	f		E	

Fill in the missing letters



\_ a t e s





\_ g g

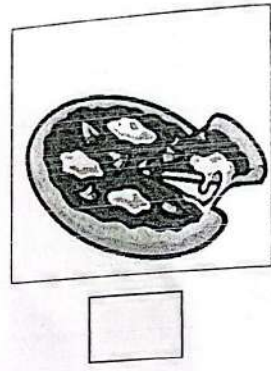



Listening

A - Listen and tick



Script:  
1- The oranges are on the table.



Script:  
2- I like eating pizza.

B - Listen and Circle

1- F O E

2- date honey sandwich

Script:  
1- Letter e.  
2. Date.





# Reading

A) Match the upper & lowercase letters:

1- E

m

2- F

e

f

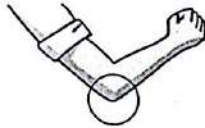
B) Circle the correct word:

1

olive

fox

elbow



2

door


desk

sofa




C - Match the letters to the pictures:

1- O



2- e



Cool

Study





 **Writing**

A - Copy

fan

12

B - Write the missing letter



Cool • Study





تدريب على مهارة الاستماع

Listening

Listen and number






Script:  
1- I like eating honey.



Script:  
2- The food is on the table.

Listen and tick



Script:  
1- Can I have 5 dates, please?  
2- Can I have 2 oranges, please?

Reading

A) Match the upper & lowercase letters:

1- O

e

2- E

f

o

B) Circle the correct word:

1



ice cream egg burger

2



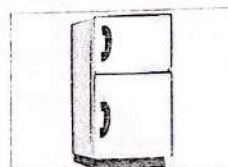

foot oven envelope

C - Match the letters to the pictures:

1- f



2- e



Assessment 2  
الاختبار الثاني


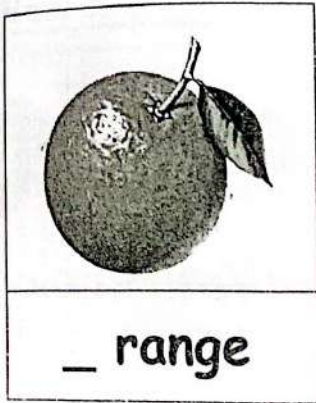
Writing

A - Copy

date

10

B - Write the missing letter



Cool Study

Picture Dictionary



arrow




ant



alligator



axe



anchor



apple



snake



sun



swim



smile



star



school



socks



house



heart



hat



helicopter



hand



horse




head



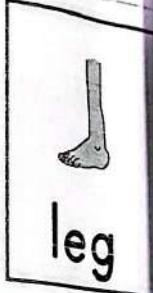
lion



lamp



lemon



leg




lake



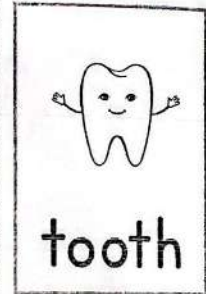
laptop




two



tiger



tooth



train



turtle



nose



nest



nine



nuts









nail













Cool Study



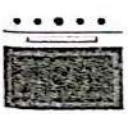





 mosque	 man	 monkey	 mouth	 money	 mountain
---	--	---	--	---	---

 desk	 doll	 duck	 dress	 dog	 rope
---	---	---	--	--	---



 rainbow	 robot	 bell	 rocket	 boat	 book
--	--	---	---	---	---

 banana	 basketball	 elbow	<b>11</b> eleven	 envelope
---	---	--	---------------------	---

 eggplant	 octopus	 olive	 onion	 omelet
---	--	--	---	---

 oven	 frog	 flower	 foot	 fox	 fan
---	---	---	---	--	--

# Cool Study Collection



مكتبات الآتية

لوزن الرئيسي: مكتبة رakan / حولي (شارع قتيبة - مقابل مجمع النقرة - ت: 22626057 - 22626058)

سولي: مكتبة أطلس - مكتبة لندن - مكتبة نيويورك

سالية: (شارع عمان) مكتبة الأميرة | مركز ليال للطباعة (السالية ق 12 - ش ناصر البدر - خلف المدرسة الهندية)

يدان حولي: مركز ليال للطباعة (مقابل مدرسة الأكاديمية العربية) | مكتبة الحضارة - مكتبة النور

سمة: مكتبة جمعية المعلمين  
الأندلس: مكتبة السنايفر (ق 6 - مجمع 236)

مقبلة: مكتبة السنايفر (مجمع أوتاد) - مكتبة الأسرة (مجمع أوتاد)

بطان: مكتبة سوق مجمع أوتاد  
الفروانية: مكتبة سوق كرز - مكتبة سوق كندا

لوى: مكتبة الأسرة (ق 2 - بجوار فرع الجمعية)  
الفحيحيل: مكتبة الإشراف (الطريق الساحلي)

لها تعرف أيضا في مكتبة الشبيبات الرئيسية