



Modified
FUN WITH
English
Pupil's Book





Modified
FUN WITH
English
Pupil's Book



CONTENTS

Unit 5 Travel and Explore 17

Unit 6 Cultures and Tradition 27

Unit 7 Health Care 37

Unit 8 Sport and Technology 47

It's Time to Read 57

Project 63

Minimum Words to Be Taught 65

Verb Table 69

Grammar Review 72

Word Formation 74

Songs 75

E-learning 78



معلمة في الكويت
Kuwaitteacher.Com

Synopsis 5B

Unit title	Curriculum standard to be Attained				Speech Acts	Language Structure	
	L	S	R	W		Vocabulary	
5. Travel to Explore	1.1	<u>2.1</u>	3.1	<u>4.1</u>	<ul style="list-style-type: none"> • Welcoming people • Describe what has just happened • Describe a place • Ask for and give directions • Talk about travelling and continents • Talking about factual information 	Vocabulary	<ul style="list-style-type: none"> • Terminals of the airport • Safety rules on the plane • travelling • continents
	1.2.1	<u>2.2</u>	<u>3.2</u>	4.2			
	1.2.2	2.3	<u>3.3</u>	<u>4.3</u>			
	<u>1.3</u>	<u>2.4</u>	3.4	4.4		Grammar	<ul style="list-style-type: none"> • Present perfect with just • Prepositions of place • Wh questions • Prepositions of time: in, on & at • Present simple
	<u>1.4</u>						






Unit title	Curriculum standard to be Attained				Speech Acts	Language Structure	
	L	S	R	W		Vocabulary	
6. Cultures and Traditions	1.1	<u>2.1</u>	<u>3.1</u>	<u>4.1</u>	<ul style="list-style-type: none"> • Asking for and giving directions • Locating things using maps 	Vocabulary	<ul style="list-style-type: none"> • Directions • Cultures and traditions • Costumes • Food • Festivals
	1.2.1	<u>2.2</u>	<u>3.2</u>	<u>4.2</u>			
	1.2.2	2.3	3.3	<u>4.3</u>			
	1.3	2.4	<u>3.4</u>	4.4		Grammar	<ul style="list-style-type: none"> • Simple Past • Wh Questions • Imperatives • Directions
	<u>1.4</u>						
















Unit title	Curriculum standard to be Attained				Speech Acts	Language Structure	
	L	S	R	W		Vocabulary	
7. Weather and Climate	<u>1.1</u>	<u>2.1</u>	3.1	4.1	<ul style="list-style-type: none"> Talking about scientific facts Giving advice about dental care Talking about health experiences Describing trips and adventures 	Vocabulary	<ul style="list-style-type: none"> Healthy teeth and gums Five senses Adventures
	1.2.1	<u>2.2</u>	<u>3.2</u>	<u>4.2</u>			
	1.2.2	2.3	<u>3.3</u>	4.3			
	<u>1.3</u>	<u>2.4</u>	3.4	<u>4.4</u>		Grammar	<ul style="list-style-type: none"> Past Simple First if conditional Nouns and adjectives
	1.4						

Unit title	Curriculum standard to be Attained				Language functions (Speech Acts)	Language Structure	
	L	S	R	W		Vocabulary	
8. Read to Lead	<u>1.1</u>	<u>2.1</u>	<u>3.1</u>	<u>4.1</u>	<ul style="list-style-type: none"> Describing actions Telling what people are good at / not good at Giving advice Talking about sports and technology 	Vocabulary	<ul style="list-style-type: none"> Sports Activities Technology Fitness
	1.2.1	<u>2.2</u>	3.2	<u>4.2</u>			
	1.2.2	2.3	3.3	4.3			
	<u>1.3</u>	<u>2.4</u>	<u>3.4</u>	<u>4.4</u>		Grammar	<ul style="list-style-type: none"> Good at Present simple Imperatives
	1.4						

N.B: The underlined SCs. have to be mainly developed along each unit.
(They have the main stress in the teaching / learning process)

Icon Guide

No.	Icon	Description	No.	Icon	Description
1		Listen	11		Moral value
2		Say / Speak / Talk	12		Tick
3		Read	13		Pair work
4		Write	14		Group work
5		Circle/ Choose	15		Think, pair and share
6		Number	16		Re-order
7		Look	17		Punctuate
8		Ask and answer	18		Summative assessment
9					Peer assessment
10					Self assessment

No.	Icon	Description	No.	Icon	Description
19		Notebook	29		Writing tip
20		Dictionary	30		Pronunciation
21		Prsentation	31		Project
22		Interview	32		Graphic organizer
23		Critical thinking	33		Extension
24		Creative thinking	34		QR code
25		Listening tip	35		Did you know?
26		Speaking tip	36		Spelling
27		Identify	37		Role-play
28		Underline	38		Number



This book belongs to



A large, white, irregularly shaped area with a blue border, containing four horizontal dotted lines for writing.




مدرستي
الكويتية
KuwaitTeacher.Com



Let's Meet
**Our
Characters**




Sara



Yasmeen



Nasser





معلمة في الكويت
Kuwaitteacher.Com

Unit 5

Travel to Explore



We will learn:

- Describing what has just happened
- Asking for and giving directions
- Talking about travelling and continents
- Describing a place

"If we were meant to stay in one place, we'd have roots instead of feet"

Kuwaitteacher.Com

- Rachel Wolchin



معلمة في الكويت
Kuwaitteacher.Com



nit
5

Travel Explore

Lesson 1

Listening



Listen to the recording and choose the correct answer from a, b, c and d



	Hamad	Grandparents
The time the family have met	10:30	11
The place in the airport they have met	Arrival lounge	Airport



Listen again and answer the questions below

ما المفاجأة؟ Grandparents



1- Yasmeen said, "You've given me a lovely surprise!", What was the surprise?

2- Why do people usually use signs in the airport? **To an easy traffic**

have/has + just + met flown in / arrived = I have seen met my family at the airport.



Ask and answer, then complete



What has just happened?



I have just flown in from Canada.



What has just happend... ?

Who has just arrived . ?



What has just happend.. ?

What has just happend... ?





Lesson 2

Speaking

Asking for directions	Giving directions
- Can you tell me how I get to the airport... , please?	- Go straight on
- Could you tell me the way to the market. , please?	- Go upstairs/downstairs
- Excuse me, where is the school library , please?	- Turn right /left
	- It's on your right/left



Label, using the toolkit, then ask and answer

Speaking tips

Don't forget to ask politely



Toolkit

departure lounge - check in point - passport control - baggage hall



Excuse me, how can I get to the departure lounge?



Go straight on. It is in front of the **arrivals lounge**.



Could.....**you tell me the way to the baggage hall**..... ?



Go left, it's beside the departure lounge



Excuse me, how can I get to the passport control..... ?



Go straight...it on the left

Lesson 3

Reading



Before you read

ما ننتعرف عن قواعد الأمان؟

- What do you **know** about safety rules? Rules to keep people safe
- What do you **want** to know about travelling by plane?

Travelling by plane is fast and comfortable



Read to complete the digram below

Welcoming

سريهنتي سرتني، أنا طيار طيران، مرحباً بكم

Ladies and gentlemen, I'm your **flight** pilot. Welcome **aboard**.



Taking-off

فينظن لك بتأكد من أن مقاعدك وأطباق الاطال قدي أطلقوا الصيحة وارتبطوا أحزمة المقاعد

Please, make sure your seats and table trays are in their correct places and **fasten** your seat **belts**. Also, turn off your mobile phones.

أيضاً أطلب منكم إطفاء الهواتف المحمولة الخاصة بكم، شكر ألكم..



Safety and emergency rules

Our flight **attendants** will show you the safety rules of this flight. When the seat belt sign lights up, you must keep your seat belt fastened. There are four emergency **exits** on this plane. Please take a minute to look at the nearest exit. In case of emergency; an oxygen **mask** will get down in front of you. Put it over your nose and mouth and breath **normally**. The life **vest** is under your seat.

If you have any questions, please ask one of our attendants. We **wish** you a safe flight.

سوف يعرض عليك موظفونا قواعد السلامة لهذه الرحلة، عندئذ يضيء علامة حزام الأمان، يجب عليك تثبيت حزام الأمان في مكانه الصحيح. في هذه الطيارة، يرجى أخذ دقيقة للنظر إلى أقرب مخرج في حالة الطوارئ وسوف ينزل لك الأكسجين أمامك.

Landing

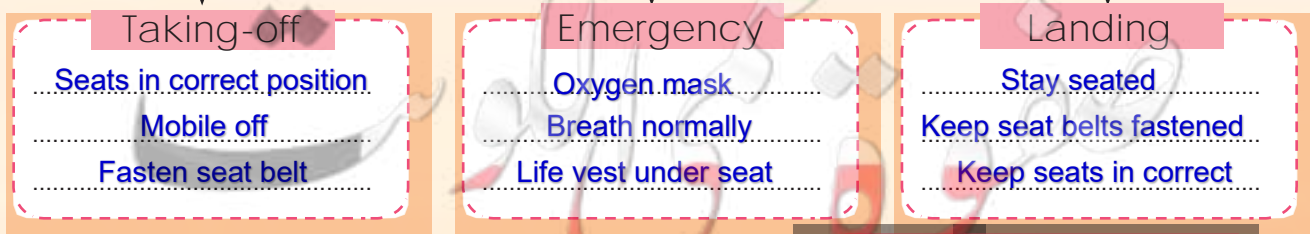
We have just landed at the airport. For your safety, please stay seated until we turn off the 'Fasten Seat Belt' sign. Our airlines would like to thank you for flying with us and we hope to see you again soon. Have a nice day!

تود شركة طيراننا أن نشكرك على رحلتك معنا ونأمل أن نراك مرة أخرى قريباً، نشكركم على ركوبنا.



لقد بطلت تنوي الهمطار، فضاظاً على سلاتك يرجى اللقاف في مقاعنا حتى نخلق علامة "بط حزام الأمان"

- What have you **learned** about safety rules on the plane?



I gets





Lesson 1

Listening



Before you listen

نقش ورقة الارشاد بالمطار

Discuss the following airport guide leaflet

Airport Guide

Departure	Airport Services	Arrivals



Listen to the recording to identify the main idea of the listening text



الاستمع وخذ ملاحظات وشاركهم مع زميلك



Listen to the recording again to take notes, then share them with your partner

a) Words I heard



Modern- car park - shops – bank - good view -
landing -taking off - Restaurants – café

b) Facts I learned



..... Kuwait airport is in the south

..... There are shops , café , restaurants

c) Questions I still have



..... Where do planes land or take off?

..... Why do we take our passports?



Lesson 5

Speaking

تخيل أنك تعمل في وكالة سفر. اتبع التعليمات أدناه لملء بطاقة الصعود



Imagine that you work in a travelling agency. Follow the instructions below to fill in the boarding pass

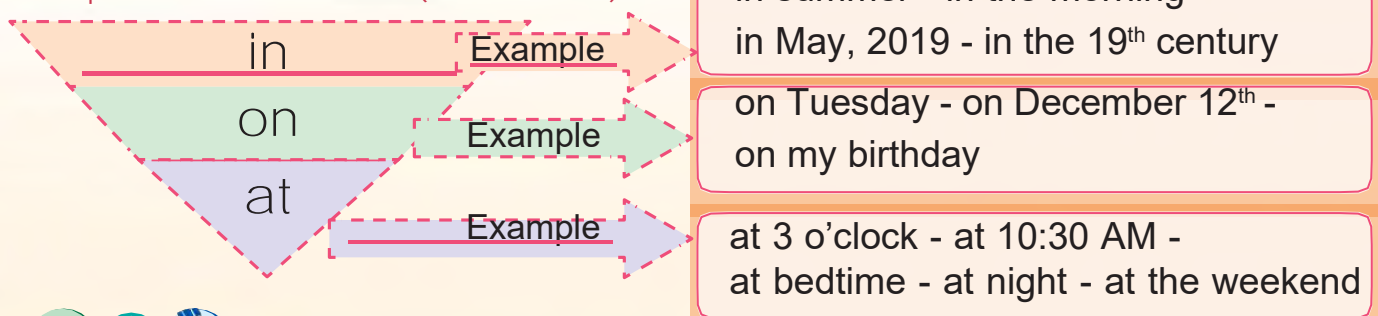
- Welcome the **passenger**
- Ask the passenger's name
- Ask for his/her **destination**
- Ask him/her about the flight number

- Ask for his/her luggage
- Tell him/her about the flight information
- Give him/her the **directions** to the plane
- Say goodbye

KUWAIT AIRWAYS		Boarding Pass		Welcome on board	
STAPLE	Luggage 46 Kg.		<input type="checkbox"/> Window 18 A		
HERE	Hand Luggage 6 Kg.		<input type="checkbox"/> Aisle 18 C		
*Name	Ali Salim Al All		Gate 42		
*Destination	USA		Departure Time: 112:15 PM		
*Flight Number	1990				

Grammar

Prepositions of time (in-on-at)



Complete the Passage using (in-on-at)

Badr works at Kuwait International Airport. During weekdays, he gets up **at** 5 AM **in** the morning. He usually has lunch **at** 2:30 PM at his work.

Because Badr has two shifts, one **in** the morning and the other one is **in** the afternoon, he sometimes finishes some work at home **in** the evenings. Badr usually gets up late **at** the weekends.

Badr has his summer holiday **on** August. He also, has a two-weeks holiday **in** winter, and a holiday **in** 25th and 26th February. Badr likes his work and enjoys his holidays.



Lesson 6

Spelling



We often add, for example: (...ful / ...ive / ...able) to change some nouns or verbs into adjectives.




Add -ful, -able or -ive, to complete the table with suitable adjectives

beauty	-ful	-ive	-able
comfort	wonderful	creative	enjoyable
attract	beautiful	attractive	comfortable

Writing

الكتابة تعبير عن مطار الكويت في المستقبل



Fill in the graphic organizer, then write a paragraph to describe 'A Kuwait Future **Airport**' using the toolkit

Toolkit

modern - round - locate - restaurants - car park - passport control - baggage hall



Services in the airport
Restaurants/ car park

Name of the airport
Kuwait Airport

Shape of the airport
round

Sections in the airport
Passport control /
baggage hall

Location of the airport
locate



Writing tips

Organize your ideas before you begin

Editing Checklist

Punctuation (capitals – full stop)	<input type="checkbox"/>
Spelling	<input type="checkbox"/>

في الكويت سيكون في ذلك مطار جديد. سيكون بموقع عظيم في دولة الكويت، وسيكون
مطاراً حديثاً سرفوياً ستعبر عن كل طائري. سيكون في الكال عديد من الخدمات مثل
المطاعم وحرف اليدويات. سيكون في قاعة انتظار حديثة ومريحة جداً للسفر

Lesson 7

Reading



Before you read

Write some countries your friend and you would like to visit

Me	Lebanon	Egypt	Dubai
My friend	USA	Dubai	Japan



Read, then write a name for the web page



www.//.....

The world is made up of land and water. Water covers about 70% of Earth. The big parts of water are called oceans. The rest of it is land, where we live. There are seven big pieces of land that we call **continents**.

البحر يتكون من الأرض والبحر. يغطي الماء حوالي 70% من الأرض. الأجزاء الكبيرة من الماء المحيطات. ملتقى في الماء هو الأرض، حيث نعيش. من تلك قطع كبيرة من الأرض تسمى بالقطاعات



Asia is the biggest continent. It is one-third of the Earth. About 4 billion people live in Asia, and they speak 2300 languages. China and India are the two largest countries in the world by **population**. Gulf countries including Kuwait, are in Asia.

سأيا هي أكبر قارة. ثلث الأرض يغطيها. 4 مليارات شخص يعيشون في آسيا، ويتحدثون 2300 لغة. الصين والهند هما أكبر دولتين في العالم من حيث عدد السكان. دول الخليج بمطبخها الكويتي موجود في آسيا.

Africa is the oldest inhabited continent. Its population is 1.3 billion, and people speak 1000 languages. Africa is very rich with **wildlife**. Algeria is the largest country. The largest lake is Lake Victoria in Tanzania and Uganda, and the longest river is the Nile River in Egypt.

فأفريقيا هي أقدم قارة مأهولة. يبلغ عدد سكانها 1.3 مليار نسمة، ويتحدثون 1000 لغة. فلديها غنية جدا بالحيوانات البرية. الجزائر هي أكبر دولة في أفريقيا. أكبر بحيرة هي بحيرة فيكتوريا في تنزانيا وأوغندا، وأطول نهر هو نهر النيل في مصر.

Europe is the only continent with no deserts. Forests cover most of it. More than 742 million people live in Europe and they speak Russian, English, German, French and Italian. Russia is the biggest country and Greenland is the largest island in Europe.

أوروبا هي القارة الوحيدة التي لا تحتوي على صحاري. الغابات تغطي معظمها. يعيش أكثر من 742 مليون شخص في أوروبا ويتحدثون اللغتين الروسية والإنجليزية. أوفن سوية. والأكبر وأي طليقة. روسيا هي أكبر دولة في أوروبا.

أموكالاتش لمليمة هي مثلث أكبر قارة من حيث الحجم. لها 23 دولة. كما أن لها أكبر عدد من الناس الذين يتحدثون الإنجليز في أمريكا الشمالية. أكبر دولة هي كندا التي تغطي أكثر من نصف القارة.

North America is the third largest continent in size. It has 23 countries. It also has the largest number of people who speak English. In North America, the biggest country is Canada which covers more than half of the continent.

DO YOU KNOW?

It is believed that thousands years ago, all the continents were joined together in one large landform.

يعتقد أنه في آلاف السنين، كانت القارات متصلة في قطعة أرض واحدة كبيرة.



قرا اولون بللون الصجج القارهي القائمة



Read and colour the suitcase facts with the correct colour of the continent in the list

Has the largest countries
اوروبا

Very rich with wildlife
فليقيا

Most people Speak English
أميكالش طهية

Has the largest island
آسريا

Asia
Africa
North America
Europe



Read again to answer the following questions

1 – In which continents are the Arab countries? في أي القارات الدول للعربية ؟
..... In Africa and Asia

2 – Why does Europe always look green continent? لماذا تبدو أوروبا اقارة خضراء ؟
..... There are no desert

Lesson 8

Writing



امالشن كل لام خططتمك ففريققص فيها عطل قبل خارج
Fill in the graphic organizer, then write a paragraph to describe 'A Holiday Abroad' using the toolkit and pictures



جدلة الموضوع

Topic sentence I had a wonderful holiday in Japan

Detail 1



Which country.....
Where to stay.....
With whom.....

Detail 2



How long.....
What to visit.....
meet.....

Detail 3



Enjoy.....
Bought.....
Long flight.....

Conclusion the holiday was enjoyable

Last holiday I went to Japan with my father. We stayed in a nice hotel. People in Japan were friendly. We visited museums and parks. We swam the pool. We spent a wonderful time. We ate sushi and we went back in a long flight but the holiday was enjoyable.

Toolkit

- visit
- hotel
- people
- friendly
- swim
- wonderful
- places
- enjoyable



Unit 6

Cultures and Traditions



We will learn:

- Asking and answering questions
- Asking for and giving directions
- Giving instructions
- Talking about directions

A people without the knowledge of their past history, origin and culture is like a tree without roots. - Marcus Garvey



معلمة في الكويت
Kuwaitteacher.Com



nit
6

Cultures and Tradition

Lesson 1

Listening



Listening tips



Focus on what you are listening to



Listen to the story and choose the correct answer from

What do you know about **treasure maps**?



1- The story takes place:

- a. at home
- b. on the beach
- c. in the park
- d. at school

2- At the beginning of the story Nasser was:

- a. in the south of the garden
- b. three steps from the pond
- c. in the south-west of the garden
- d. in the north-east of the garden

3- Sara asked Nasser to:

- a. draw a treasure map
- b. help her with her homework
- c. give her directions
- d. give her a compass



Listen to the story again, then, answer the questions below

1- What did Sara and Nasser use to find the treasure? هذا البيت خدمنا ناصرو وسارة لي ج دوال القنز ؟؟

They used a compass

البيت خدموا اليه صولة

2- What was the treasure in the story? Do you think it's a real treasure?

Why? Why not? ماذا كان اللقي في القصة وهل كان القنز حقيقي , ولمماذا , ولمماذا لا ؟

It was a cup . it was not a real treasure because they were playing



Lesson 2

Grammar

قواعد



Before you read



How do I get to the sports club?

تتوجّه شمالاً

Head north. Walk along the street.

لمشي على طول الشارع



Head / Go
Walk
Drive

شمال جنوب شرق غرب
north / south / east / west
along the street
100 metres / 2 kilometres

Speaking



Read, complete then, role-play





Lesson 3

Reading



Before you read

Look at the pictures and discuss the following questions

لم اذلل الوصول؟ مهمة؟

Why is the **compass** important?
Because it tells us the directions



ان هت خزن لباتجاهات



Read the passage and answer the following questions

A direction is the way to a place. Knowing directions is very important. Directions help us reach different places **correctly**. To get to a place we must **follow** the four basic directions; north, south, east or west. Basic directions are the four main points of a compass. People know them by their first letters; N, E, S and W.

اتجاه هو الطريق الى مكان . معرفة الاتجاهات مهمة جدا . الاتجاهات من اعدن لني الوصول الى
امكن خت في نقتك لصلح للوصول الى مكان ما . يجب علينا ان نلتابع الارشادات الابعدة الاساسية
التي هي لوصول الى ان اس عرفناهم بأحرفهم الال N,S,E,W وهي النقاط الاربعة

There are four other Ordinal directions. They refer **equally** to the point between the basic directions. They are northeast (NE), southeast (SE), southwest (SW) and northwest (NW).

فانك اربعة اتجاهات اخرى متباعدة . وهي شيريلكس اوي الى النقاط بين الاتجاهات الاساسية . هم شمال

شرق (شمال شرق) جنوب شرق (جنوب شرق) جنوب غرب (جنوب غرب) وشمال غرب (شمال غرب

Navigation is the art of getting from one place to another. Long ago, our great grandfathers **navigated** the sea and the oceans for fishing, trading and pearl hunting. They used the stars to know the way before the **invention** of the compass.

الاملاحة هي فن انتقال من مكان الى آخر . من فترة طويلة اجتاز اجدن البحر والامحيطات لصيد
والجارة صوي بلؤلؤ ، لقد اذنت خدموا النجوم لمعرفة الطريق قبل اختراع البوصله .





1- What are the basic directions?

ما هي اتجاهاتنا الأساسية؟

North , South , East , West

2- Why are directions important?

لماذا اتجاهات مهمة؟

We need directions to know the way

نحن بحاجة اتجاهات لمعرفة الطريق

3- What is the meaning of the word 'Navigation'?

ما عنى كلمة الترحال؟

Navigation is the art of getting from one place to another

الترحال هو فن الانتقال من مكان لآخر

Compare your answers with your friend



Lesson 4

Writing



Before you listen

خمن ما حدث لهذا الولد

In groups, look at the pictures and guess what happened to this boy



Writing tips
Use details to help you write your story



Fill in the following story map. Then write a story about a boy who was lost in the jungle. The following guide words may help you: **املا خي ظال قص تلك القصة بـ قص قول التفاصيل غابة**

Toolkit

How it feels	How it looks	useful words
scary	sparkling	compass find see
happy	dark	map use direction
boring	beautiful	way help walk

Characters

Salim, his father, the guard

Story map

middle

Setting

..... One day in the jungle

Beginning

Last summer,
..... Went with father

..... Amazon Jungle

..... Took a map

Middle

Suddenly,
..... Lost direction

..... Missed my father

..... Very scared

End

At last,
..... Father and the guard

..... Missed my father

Last summer I went with my father on a trip to the Amazon jungle. We had a map and a compass. I walked away to enjoy the beautiful view. Suddenly I looked around to know that I missed my father. I was very scared because it was getting dark. I used the compass and followed the north direction till I saw my father with a guard. They were looking for me. I was so happy to see my father again.

صلي في الضحك ذبعت مع والدي في رحلة إلى غابة الأمازون. لكن ليينا خيطة والوصلة. ثم تبعدا لست متابعي المنظر الجبل، وفجأة نظرت حولي لا أرف لي فلتقدت والدي، انفت خلف لأن ما كنت مظلمة، استخدمت الوصلة وبعثت اتجاه شمال الذي سخي رأيت والدي مع جارس. لكنواي سخون عنني. لفتس عيدا جادبر في قبلي مرة أخرى.



Search the net to get information about what to do when you get lost in the mall. Then, present it to your class

بلج بشفئوئال شئبك ألق حصول نغى عل وومات حول ملبف عله عؤدم لتضف عغى
الامول بع دذلك ، قؤدمه الى صفك

When you are in a mall for the first time, you need to know what to do if you are lost and missed your group or your family. First, you should have your mobile charged to call your friends or your father or mother. You should stop walking around . Stop at any point and know where you are exactly . If you don't have a mobile go to the security office or the information office . Tell them-the name of your friend to call him or her to come to where you are. Be calm and enjoy your time .

عؤدم لتكؤون فئفرفؤت جارى لأول مرة ، علكفك ان تعرفف ملبف عله اذا ضعت
لؤتقؤت م جموعك أو علكك .

أولا ففجب أن فلكون هؤكك الام مومول لمؤفناً لتصل الى بؤرؤقؤك أو والؤك أو والؤك ففجب علكفك لتؤقؤف عن
المشف فف حول ما بؤقؤف عؤد أفرؤة وأعرف ففن ان تبلفؤبؤط . اذال مئك نل ففك هؤف مومول فلتقؤل الى مئتب
الامن أو مئتب الم عمل وومات ، أؤبر هف اس م صؤقؤك لتصل البه اول لؤل ووصول الى مئبؤت نؤت . لؤن هادى أو اسن فمؤع
بؤقؤك .



Lesson 5

Listening



Listening tips



Focus on what you are listening for



Before you listen

مرحباً، أنا نادى، أمس سألت جدي حصة عن عائلتنا وتقاليدنا في الكويت قديماً، هل تستطيع أن تخمن ما هي الأسئلة التي سألتها؟

- Hi, I'm Nada. Yesterday, I asked Grandma 'Hessah' about our culture and traditions in old Kuwait.
- Can you guess the questions I asked?



Listen to Grandma Hessah, then complete **Kuwait's** time line



- Look at pictures (1) and (2), then write two sentences about Kuwait.
- In box (3), draw a picture about Kuwait in the future, then describe it with a sentence below.

1



In the past, our grandparents worked in the sea
looking for pearl or fishing. Life was simple and ships
were called Al Boom.

2



In the present, Kuwait is a modern country. There are
many touristic places and big malls like Avenues and
360.

In the future, there will be wonderful buildings and everything will run by solar power...

I gets



KuwaitTeacher.com



Lesson 6

Grammar قواعد



- **What did** women **do** in the past? • They **cooked** food.
- **Where did** people **live** in the past? • They **lived** in houses by the sea.



What did people in the past eat?

People ate fish and vegetables.



لأوسى على فست خدام (ماذا ، بتى ، لماذا ، أين . لتسأل عن لاجمل انثية



Form questions using **'what - when - why - where'** to ask about the sentences below

- 1- **What did Nada ask her grandma about ?** عن ماذا تسألتن دى جدها

Nada asked her grandma about **life in the past**.

- 2- **Where did men go?** أين ذهب الرجال

Men went fishing **in the sea**.

- 3- **When did people tell stories ?** بتى حكى الناس القصص

People told stories **in the evenings**.

- 4- **Why did people travel to India ?** لماذا سافر الناس إلى الهند

Men travelled to India **to buy things**.

Speaking

هل تجمعال طابع

Do you collect stamps?



Old Kuwaiti stamps tell a lot about the history and culture of Kuwait. Look at this collection of old Kuwaiti stamps. Talk about them with your friends





Lesson 7


Reading



Before you read

ناقش مع مجموعتك أسماء الوظائف التقليدية في الكويت

Discuss with your group the names of traditional jobs in Kuwait



Read the following email, then fill in the table below

Send

To... omar@livemail.com

Cc...

Attached: Cultures and Traditions




Dear Omar,

I enjoyed reading your last email. Yesterday, I had lots of fun making a video about the history of Kuwaiti culture and traditions at the Kuwait National Museum. I was pleased to meet some tourists. We talked and shared information about our cultures. I told them about old Kuwaiti jobs such as the **shipwright**, the **shoemaker** and the **water vendor**. I also told them that Arabic is the language of Kuwait. I invited them to eat delicious Kuwaiti dishes like Machboos and Metabak. They were **excited** to share information about their cultures, too.

لقد دامت متعة بقراءة مقريديك الإفتتاحي الأخير. بالأمس، انتمتعت لتقريباً تصروف في بيوتنا
ثقافة والتقاليد الكويتية التي نتحدثها في الوطن. لقد سررت بلقاء بعض اللياحات حثت وتبادلنا
العلومات حول ثقافتنا. أضرتهم عن وظائف كويتية قديمة مثل كفتل مفعنة، صراع الأحني وبيع
الماء. كما أضرتهم أن اللغة العربية هي لغة الكويت. دعوتهم لتناول اطباق الكويتية اللذيذة مثل الخبوس والمطبق
كلوا بتحسرين لتبادل العلومات حول ثقافتكم، أيضاً

One of the tourists I met was Cora. She is from Kenya. Kenya is one of the most beautiful countries in Africa. It's famous for the amazing wildlife and **safaris**. Swahili is the language there. The national clothing of is very bright and colourful. The **traditional** Kenyan food is mainly rice ,meat, and beans.

أحد اللياح الذين قابلتكم كان كورا .. هي من لثيا. لثيا هي واحدة من أجمل بلادنا في أفريقي
يشتت هربل جيالة البرية والطبيعة ورحلات السفاري للثقافة والحيوية هي اللغة هناك. الملابس الوطنية مشرقية جدا وملونة.
الطعام اللذيذ يتلقى في دي هو الأرز واللحوم والخبول



. Another tourist was Ayaan. He is from India. The Indian cuisine is very famous. Most India food is **flavoured** and **spicy**. The meals there have rice, bread vegetables and yoghurt. Indians speak many languages, but the most common ones are English and Hindi.

ولكن سائح آخر أيان . هو من الهند . المطبخ الهندي مشهور جدا . معظم الطعام الهندي فكه و حار . الوجبات هناك تحتوي على الأرز والخضروات والخبز والخبز والخبز والخبز والخبز والخبز والخبز والخبز والخبز الإنجليزية والهندية

Write back soon and let me know if you learned about any other traditions and cultures all around the world.

Regards,
Mohamed

اكتب قريباً واسم حوالتي أن اعرف ما إذا تعلمت أي ثقافات أخرى وفي جميع أنحاء العالم مع تحياتي،

	Kenya	India	Kuwait
Language	Swahili	Hindi , English	Arabic
Food	Rice , meat , and beans	rice, bread..... vegetables and yoghurt	Machboos and Metabak



Lesson 8

Speaking



Discuss with your friend

If you get to know more about other cultures and tradition, which country you will choose and why?



Writing

إنك عرفت على المزيد عن ثقافات ولق الأخرى فمما هي الدول التي ستختارها وماذا؟



Fill in the graphic organizer, then write a reply to **Mohamed's** email

<p>When /Where was it?</p> <p>.....</p> <p>Last summer</p> <p>In Japan</p> <p>.....</p>	<p>Which country did you learn about?</p> <p>about Japanese traditions</p> <p>.....</p>	<p>Which traditions did you learn?</p> <p>Clothing</p> <p>Food sport</p> <p>.....</p>
---	--	---

To... Mohammed@kuwaitmail.com

Cc... ..

Attached:

Send

Writing tips

Using Connecting words can help in linking the events

Dear friend,

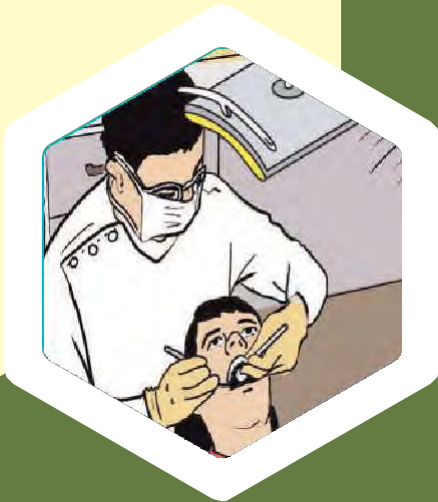
How are you ? It was an interesting e-mail from you . Here I'm going to tell you about my trip to Japan. It was a beautiful trip . There people work hard and they like order. They speak the Japanese language they have a famous sport called Judo. The famous food in Japan is Sushi and their famous dress is kimono. It is nice to write to you.

Regards

كي فح ال لكم لاق دك ان بي الى لك تروني اني را للا تمام منك . فاسوف اغيرك عن رحلتي الى اليابان لبق دك ان ترحل تخميلة . فلك اشخاص يصعب عملون بجد ويحبون النظام يتحشرون لالغة اليابانية . ولي هم ياض شه ه يترتس مي ال جودو . لاطعام لامش هورفي اليابا ان هولس وشي فوسنتن لاشي رلي مرون . من لاجي د اراك تب لي كم

Unit 7

Health Care



We will learn:

- Talking about scientific facts
- Giving advice about dental care
- Talking about health experiences
- Describing trips and adventures

"Like education, healthcare also needs to be given importance."

Kuwaitteacher.Com – Shiv Nadar



معلمة في الكويت
Kuwaitteacher.Com



Health Care

Listening tips



Think about what is being said

Lesson 1

Listening



Hello my friends, Why do you think people go to the **dentist**?



Listen to the recording about a visit to the dentist to decide if the following sentences are true (T) or false (F). Then, correct the false ones



1- Nasser's dentist **appointment** is at four o'clock. ()

2- The dentist will write that Nasser's teeth are healthy in his **notes**. ()



Listen to the recording again, then answer the following questions

1- What does the word '**twice**' mean? ما عنى كلمة مرتين
Two times

2- Why does Nasser use the dentist's **light**? لهذا انتخدم ناصر الضوء والخاص بيطيب الأسنان
To find the earrings

Pronunciation نطق



Add -s to the following words and put them under the correct heading according to their pronunciation

way

/s/

/iz/

/z/

brush

book's

races

words

month

months

brushes

ways

Kuwaitteacher.Com

Lesson 2

Grammar

قواعد



If I **walk** everyday, I **will be** fit.

If he **eats** too many sweets, he **will have** bad teeth.

If you **don't look after** your teeth, you **will need fillings**.

Speaking



Look at the pictures and discuss with your partner what will happen if you



If you are late



If you exercise regularly

you will be fit



If you have a **toothache**

you will have a toothache

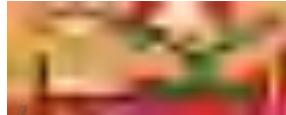


Complete the sentences with the correct form of the verbs



1- If you **don't wash** your hands, they (be) ... **will be** ... dirty.

months



2- If my brother **sleeps** (sleep) early, he **will get up** ...



3- If my sister **studies** (study) hard, she **will get high marks**

Compare your answers with your friend

My friend gets





Lesson 3

Reading



Before you read

أي أجزاء من الجسم استخدم في الجمل التالية

Which parts of the body did he use in the following sentences?

sleeps

Legs أرجل

Eyes أعين

I had a walk in the park. I saw many beautiful trees.

I took a deep breath of fresh air. I smelled lovely flowers.

Nose أنف

Nose أنف



Science Journal

We have five senses that help us learn about the world around us. They are; tasting, seeing, touching, smelling, and hearing. These senses usually work together to give us a **clear** picture of all things. If one sense is not working because of an **illness**, then the other senses will be stronger to make up for the **missing** one.

Teeth are strong because they have to keep working for many years.

Healthy **gums** are also very important. They help to hold our teeth in place. If you want to keep your teeth and gums healthy, you shouldn't eat too much sweets or **sticky** food.

We have four types of teeth, and each one has a special **function**. The first type is sharp. We use it to **bite** food. The second type is to **tear** food. The third and fourth types have flat tops to **grind** food.

لدينا خمسة حواس تساعدنا للتعرف
على العالم من حولنا. هم التذوق،
الرؤية، اللمس، السمع، اللمس،
الشم والسمع. هذه الحواس
تعمل معاً لتعطينا صورة واضحة
لجميع الأشياء. إذا كان
واحد من هذه الحواس لا يعمل
بسبب المرض، فإن الحواس الأخرى
تتقوى لتعويض الحاسة المفقودة.

أسناننا قوية لأنها يجب أن تستمر
في العمل لسنوات عديدة، لهذا
الأسنان هي مهمة جداً أيضاً في
ساعتنا على حمل أسناننا في المكان.
إذا لم تسترغب في الحفاظ على
صحة أسناننا، فسنحتاج إلى
التغيير من الحلوى أو الأطعمة اللزجة.

لدينا أربعة أنواع من الأسنان، ولكل منها وظيفة
خاصة. النوع الأول جادن تستخدمه لقطع الطعام
اللين والخبز الذي هو تسمى في الطعام. النوع الثالث
هو الرابح الذي هو مهم من سطح لطحن الطعام.

اقرأ وأجب على الأسئلة



Read and answer the following questions

1- Why do our senses work together?
لماذا تعمل حواسنا معاً
to give us a clear picture of all things.
لتعطينا صورة واضحة للأشياء.

2- What will happen if you eat too much sweets?
My teeth will get toothache and they will be weak



Read again to complete the diagram below

bite food يقطع الطعام

grind food يطحن

Different
functions of the
teeth

tear food يمزق

the types of the teeth أنواع الأسنان

Lesson 4

Pronunciation

Hurry up ! We are late for the appointment.



Punctuate the following *ضع علامات الترقيم*

1- watch out the cup is hot
.....
 Watch out ! the cup is hot.

2- why are you late today
.....
 Why are you late today ?

✓ *Value*

Healthy body
Healthy mind



Writing

Before you write

السؤال زيك ما اذا في حال الاشعر بمرض



Ask your partner what he/she will do if he/she feels sick



Fill in the graphic organizer, then write a paragraph about **'A Visit to a Doctor'**. The idea box below may help you

- 1- When you visited the doctor
- 2- Why you visited the doctor
- 3- What the doctor advised you to do
- 4- Your feeling after the visit

Too

sick- medicine- eat
healthy-rest-better



Writing tips

Organize your ideas
before you begin

Topic sentence

I visited the doctor. because I was sic

Detail 1

*I visited the doctor
yesterday.*

I went with my father

Detail 2

*The doctor advised me eat
Healthy food*

Detail 3

Gave medicine

Rest

Feel better



Lesson 5

Listening



Before you listen

When do children start losing their baby teeth?



Listen to the recording and choose the correct answer from a, b, c and d



1- The best title for this article is:

a. Healthy Teeth

b. Baby Teeth

c. At the Dentist's

d. Healthy and Unhealthy Food

2- The opposite of the word 'lose' is:

a. look

b. find

c. need

d. forget

3- According to the article one of the following statements is NOT TRUE:

a. Children have 25 baby teeth

b. Adults usually have 32 teeth

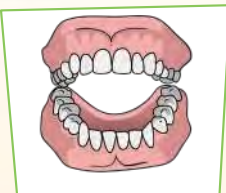
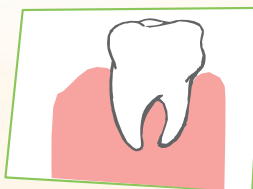
c. You should brush your gums twice a day

d. You should visit the dentist when you have bad teeth

Speaking



Ask your partner what will happen if you **don't** look after your teeth using the following toolkit



Too
gums- toothache-
bad teeth - fillings



Grammar

We add "y" to change from nouns into adjectives

Example:

wind + y = windy

fun + y = funny

noise + y = noisy



Add "y" to change the nouns into adjectives.

Then use two of them to write two sentences in your notebook.

stick	→	Sticky
health	→	Healthy
sun	→	Sunny
shine	→	Shiny

KuwaitTeacher.Com

Lesson 6

Reading



Before you read

لماذا الرحلات مهمة؟ Why are trips important?



Read the story below and write a title

Harry in the jungle

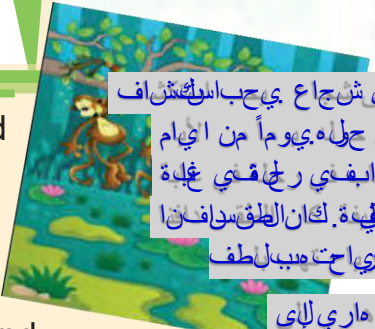
Harry is a brave boy. He likes to explore the world around him. One day, he decided to go on a trip in a **pleasant** wide jungle. The weather was warm and the wind was blowing **gently**.

When Harry arrived at the jungle, he kept looking around for different kinds of animals, rare birds and insects. Suddenly, he saw a group of monkeys jumping from one tree to another. He liked the way these **intelligent** monkeys communicate together through different sounds and body movements.

One monkey came close to Harry and Harry touched the monkey's hand **bravely**. He also saw some ducks swimming in the lake.


A nice smell was coming from the other side of the jungle. Harry followed the smell until he reached a huge tree that was strange to him. It was a willow tree with **narrow** leaves **surrounded** by beautiful flowers.

Harry was tired and hungry, so he sat under the tree and started eating his vegetables and tasty chicken strips from his lunch box. He was very happy and believed that his five senses helped him understand and explore the world around him.



هاري يفتنى شجاع يحب استكشاف العالم من حوله يوماً من أيامه قرر لأنه ابغى رجليه غداً ولنرجع لطيفة. كان الطقس دافئاً وكانت الريح تهب ببطء.

عندما وصل هاري إلى الغابة، ظل يبحث عن أنواع مختلفة من الحيوانات والطيور النادرة التي شاهدها رأى مجموعة من القرود تتنقل بين شجرة إلى أخرى قادراً على التواصل مع بعضها من خلال الأصوات المختلفة وحوركات أجسامهم.





Lesson 7



Read the story again then complete the story map

<p>Place How he used his sense of sight</p> <p>he kept looking around he saw group of monkeys</p>	<p>Smell How he used his sense of smell</p> <p>A nice smell was coming followed the smell</p>
<p>The character <i>ليفتص فلش خبرية</i> How you describe him</p> <p>Harry is a brave boy. He likes to explore the world around him</p>	
<p>Sound How he used his sense of hearing</p> <p>How he used his sense of hearing monkeys communicate together through different</p>	<p>Food How he used his sense of tasting?</p> <p>How he used his sense of tasting started eating his vegetables and tasty chicken strips.</p>
<p>Conclusion How he felt</p> <p>His five senses helped him understand and explore the world around him</p>	



Think about another ending to the story and write it *فكترفين طية أخرى*

Harry didn't find food, so he followed the smell and found honey in the tree.
He ate and felt happy .

هاري ليجد طعاما لياقتبع الرائحة ووجد عسل في شجرة . فاكل وشعر باليسعادة

Speaking

There was an unpleasant smell coming from the old box.



Add "un-" and write sentences using the new words

Adjectives	-un	sentence
safe	unsafe	Going into the jungle is unsafe
happy	unhappy	I felt unhappy to be lost in the mall.

Lesson 8

Writing

كتابة مقالة عن يوم صحي



Fill in the graphic organizer, then write a paragraph about 'A Healthy Day'.

Idea Box

1. The kind of food you ate
2. Healthy things you did
3. How you felt
4. A piece of advice you gave to your friend

Too

Brush - exercise - milk
- excited - fresh fruits -
vegetables - sleep early



Topic Sentence

Yesterday I had a healthy day

Writing tips

Don't forget to use the checklist

Detail 1

In the morning
Brush teeth
Drink milk

Detail 2

Do exercises
Eat fresh fruit / vegetables
Sleep early

Conclusion

I felt better at the end
of the day

Editing Checklist

Punctuation (capitals – full stop)	<input type="checkbox"/>
Spelling	<input type="checkbox"/>
Grammar	<input type="checkbox"/>
Sequence of ideas	<input type="checkbox"/>



Now, write your paragraph الآن كتابة مقالة

Yesterday was a healthy day. I get up early, I brushed my teeth and I drank milk. At lunch I had fresh vegetables and fruit. I do exercises and slept early.

كان يوم أمس يومًا صحيًا. لم أتنم باكراً. لم أفرش أسناني وشربت الحليب في الغداء. كان لي الإفطار الصحي مع الفواكه والخضروات الطازجة. لم أفعل تمارين رياضية ولم أذهب إلى النوم باكراً.

Unit 8

Sports and Technology



We will learn:

- Describing actions
- Telling what people are good at / not good at
- Giving advice
- Talking about sports and technology

"Sports do not build character. They reveal it."

- Heywood Broun



معلمة في الكويت
Kuwaitteacher.Com




Lesson 1

Listening



Sports and Technology

Listening tips 
Recall what you have heard

Hello! I'm Faisal.
What is the most popular sport in the world?



  Listen to the recording to choose the correct answer from a, b, c and d



1- The best title for this story is:

- a. A Day with Amal
- b. Sports Day in School
- c. Sports Shoes
- d. Stretching at School

2- Aunt Yasmeen is good at:

- a. running
- b. stretching
- c. forgetting things
- d. swimming

القيام مرة أخرى وأجب

  Listen to the recording again and answer the questions below

1- What was the problem in the story? How did Sara and Amal solve it?

Sara forgot her running shoes. Amal gave Sara her running shoes




2- What size are Amal's running shoes?

34

3- Which word from the text shows that Sara is thankful?

thanks

مامي يمشي ككرة؟ ولقي فحنتها بسرعة وأمل؟

I gets   



Lesson 2

Grammar

I'm good at swimming



I'm not good at cooking



Speaking

انظر الى الصور وقل في اي رياضة انت جيد

Look at the pictures and say what you are good or not good at



Look at the pictures below and complete the sentences using the correct form of the verb

Fatma is good at singing but she isn't good at cooking.

   	   
<p>He is good at swimming but he isn't Good at playing the piano</p>	<p>She is good at riding..... but she isn't good at playing tennis</p>

Spelling

Add "-ing" and write sentences using the new words

Verbs	-ing	sentence
hop	hopping <small>ؤالفتز</small>	I'm good at hopping.....
dive	diving <small>الغوص</small>	I'm not good at diving.....
run	Running <small>للركض</small>	I'm good at running.....
write	Writing <small>الكتابة</small>	I'm not good at writing.....



Lesson 3

Reading



Before you read

How does technology help us?



Listen to the recording to choose the correct answer from a, b, c and d

Our Fitness

There is nothing more important than health because health is wealth. That's why sport is very important in our lives. So, everyone should have a healthy **lifestyle**. We can do that in many ways. **Technology** can be one useful way. There are many modern devices that can help us live a healthy life.

Wearable devices like **smartwatches** can count steps, distance and **calories**. **They** also can count our **heart rate**. Smart phones made playing sports easier at any time and place. You can **download** thousands of apps to choose a sports app that saves your time and money.

لا يوجد شيء أكثر أهمية من الصحة لأن الصحة هي الثروة. هذا هو السبب في أهمية الرياضة في حياتنا. لذلك، يجب أن يكون للاجتماعية حياة صحية. يمكننا أن نفعل ذلك بعدة طرق. التكنولوجيا يمكن أن تكون طريقة واحدة مفيدة. من خلال استخدام الأجهزة الحديثة التي يمكن أن تساعدنا على اللياقة البدنية. يمكن للأجهزة القابلة للارتداء مثل الساعات الذكية حساب الخطوات والبيانات التي تساعد على معرفة معدل ضربات القلب. يمكنهم أيضًا حساب معدل ضربات القلب. يمكنهم أيضًا جعل التمارين الرياضية أسهل في أي وقت ومكان. يمكنهم تنزيل آلاف التطبيقات التي توفر تطبيقات رياضية وفوترة وقتك وأموالك.

العنوان

1- The best title for the passage is:

- a. Technology in Our Lives
- b. Technology and Sports
- c. Sports Training
- d. Modern Devices

2- The underlined word 'They' in refers to:

- a. smartwatches
- b. calories
- c. steps
- d. wearable devices

3- The meaning of the word 'wearable' is:

- a. something you can put on
- b. something you eat
- c. an app you can download
- d. a sport you play



Answer the question below

لماذا الساعات الذكية مفيدة؟

1- Why are smartwatches useful?

Smartwatches can count steps, distance and calories. They also can count our heart rate

Compare your answers with your friend

My friend gets





Lesson 4

Writing



Before you write

Look at the pictures below and talk about things you do on a sports day



Fill in the graphic organizer and use it to write a paragraph about a sports day in your school

Title: sports day	
Day and date Monday 22nd February	Place School

First Sports dress Running shoes	Then Play football Running race	Finally Play basketball Enjoyable day
---	--	--

On Monday 22nd February we had a sports day. First, I put on my sports dress and wore my running shoes. Then we played football and my team won the game. After that we had a running race but I'm not good at running. Finally, we played basket ball and my team won too. It was an enjoyable sports day.

في يوم الاثنين 22 فبراير، كان لدينا يوم رياضي، أولاً، ارتديت ملابس رياضية وارتديت حذاءي الجري. ثم لعبنا كرة القدم وفاز فريقنا باللعبة. بعد ذلك كان لدينا سباق جري، ولقيت صعوبة في الجري. أخيراً، لعبنا كرة سلة وفاز فريقنا أيضاً. كان يوم رياضي ممتع.



Lesson 5

Listening



What sports can you play without any equipment?



Listen to the recording and decide if the following sentences are true (T) or false (F). Then, correct the false ones



1- Walking uses lots of **muscles**. (T)

2- Walking is good for your heart. (T)

3- Walking in sandals is comfortable. (F)

Sandals are not comfortable



Listen to the recording again and answer the questions below

1- Why is walking a good exercise?

It uses muscles of feet , legs and arms . it's very good for heart

2- What ideas can you give your friend before and while walking?

To stretch , to start slowly , take water with you

Don't walk in the middle of the day and to have a good walking shoes

Grammar



Read and complete

Open the door



Don't **step** on the grass



Wash your hands



Don't cut trees





Lesson 6

Speaking

Play	I play tennis, basketball, footballetc. Example: We play football in the club.
Go	I go swimming, running, cyclingetc. Example: We went camping by the sea last summer.
Do	I do gymnastics, judo, karate, yogaetc. Example: Sara does yoga with some of her friends.



Read the information in the table to ask and answer questions



What do you do at 3 PM on Sunday?

I go swimming.



	Sunday	Monday	Tuesday	Wednesday	Thursday
2:00 PM -3:00 PM	swimming			gymnastics	
3:00 PM -5:00 PM	tennis			cycling	
5:00 PM -7:00 PM	Karate			football	



What do you do at 3 PM on Tuesday?

I go cycling .



What do you do at..... 2:00 PM on sunday.....?

I go swimming.



.....What do you do at 5:00 PM on Wednesday.?

I play football.





Lesson 5


Reading



Before you read

Discuss the following saying with your partner

“A successful player never loses. He wins or learns”



Read, roll your dice then complete the table

أن جاسم , أنا الهك من العمر 10

سنوات , أنا أحب لعب كرة القدم .
أنا لاعب في فريق كرة القدم في
المدرسة . أنا أتدرب 4 مرات في
الأسبوع . أعتقد أن كرة القدم هي
أفضل رياضة للقاء الناس وتكوين
صداقات . أنا أحسن ما واثق
الانتماء .

I'm Jassim. I'm ten years old. I really love playing football. I'm a player in the school football team. I practise four times a week. I think football is the the greatest way to meet people and make friends. It **improves** my social **skills**.

I'm Bader. I'm eleven years old. I like doing karate . I hold the white belt when I was four years old. I learned **self-defense** and how to act in emergency. Karate also gives me a good view of myself to be more **confident**.

أنا بادر . عمري 11 عاماً . أنا أحب لعب
الكاراتيه . أحسك الحزام الأبيض عندما كان
عمري 4 سنوات . لقد علمت الدفاع عن
الذات والتصرف في حالات الطوارئ
الكاراتيه هي عطيني رغبة جيدة في أن يكون
أكثر ثقة .

I'm Salma. I'm twelve years old. I like fishing. I usually go fishing with a normal **fishing rod**. I learned to be **patient**. In holidays, I go deep in the sea with my father for fishing. It's great fun and it's very exciting.

أنا سلمى . عمري 12 سنة . أحب
الصيد . عادة ما أنهلصيد السمك
باستخدام عصا صيد عادي بتقوم
تأخذني وبالصيد في الأعياد , أذهب
إلى أعماق البحر مع والدي لصيد .
لأنها متعة رائعة وهي تثير الفرح .

I'm Saad. I'm thirteen years old. My favourite sport is cycling. It's a good way for transportation. It improves my **athletic** skills. I go cycling with my father **frequently**. It is wonderful to cycle in the fresh air.

أنا سعد . أظفي الثالثة عشر من عمري
أفضل رياضة هي ركوب
الدراجات . أنا أفضلها في وقت الفراغ . أنه
يحسن مهارتي في ركوب الدراجات . أذهب
لركوب الدراجات مع والدي بشكل
متكرر . من الرائع ان تطلع في الهواء
الطلق



	1	2	3	4	5
	Name	sport	age	Needs	Individual /team sport
1	Jassim	playing football	10	football	team sport
2	Bader	Doing karate	11	karate clothes	Individual sport
3	Salma	fishing	12	Fishing rod	Individual sport
4	Saad	cycling	13	Cycle / helmet	individual sport
5	You	running	11	Running shoes	Individual sport

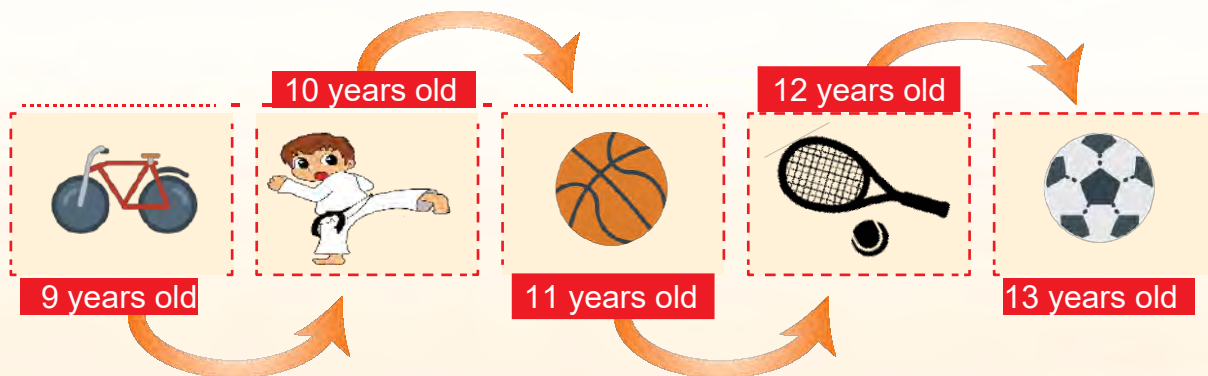
Lesson 8

Writing



Write **Faisal's** story about '**Sports**' using the timeline and the toolkit below

Too
healthy - fit -
practise - cycling -
do - judo - tennis



Write Faisal's story about 'Sports' using the timeline and Sport keeps us healthy. I played many sports. when I was nine I used to go cycling . When I was ten I used to do karate. At the age of eleven I played basketball. When I was twelve years old I played tennis . finally I play football with my friends in the dub.

Writing tips

Don't forget to use the checklist

Editing Checklist

- Grammar
- Sequence of ideas

تقنين نفسي صحة جيدة لقد لعبت الاعد من الاعداب الذي يرضية. عندما كان عمري تسعة
سنوات كنت اذهب ركوب الدراجات. عندما كنت في العاشرة اصعدت ان افعل الكاراتي في سن الاحادية
عشر. عندما كنت في الحادية عشرة من عمري لعبت التنس اخيرا اللعب كركل قدم
مع اصدقائي في النادي

I gets



Aladdin lived with his mother in a small town. They were very poor. One day, he was playing with his friends. A stranger was watching him. He asked Aladdin, "What's your name?" Aladdin told him. The stranger said, "I'm your uncle". But, this wasn't true. The stranger was a magician and a bad man. He wanted to visit Aladdin's house. Aladdin ran home and he told his mother. His mother was very surprised. She thought her husband's brother was dead. Aladdin's mother made some food and the magician arrived. He brought some presents for Aladdin and his mother. They had a lovely meal.

The next day, the magician took Aladdin on a very long walk. He told Aladdin lots of stories. Then, the magician said, "Let's stop here. Can you get some sticks to start a fire, please?" Aladdin helped the magician to make the fire. Then the magician threw some powder onto the fire and there was a loud bang! On the ground in front of them was a stone with a ring in the middle of it. Aladdin was very scared.






The magician told Aladdin to lift the stone by pulling the ring. Aladdin lifted the stone and he saw some steps. It was very dark and Aladdin was frightened. The magician told Aladdin, "Walk down the steps into the cave and find me the lamp." He gave Aladdin a ring to help him. Aladdin put on the ring. He walked down the steps. Aladdin saw lots of gold and jewels, and then he found the lamp. The magician shouted at him, "Give me the lamp!" But Aladdin didn't give it to him immediately. The magician was very angry and threw something onto the fire again and the stone rolled back. Aladdin was stuck in the cave.

For two days, Aladdin was in the cave. His hands were cold, so he rubbed his hands together. He also rubbed the ring and a genie appeared! The genie said to Aladdin, "What do you want?" Aladdin said, "Take me home." Then, he was standing beside his mother at home, holding the lamp. She was very pleased to see him. He was hungry and tired, but his mother had no food in the house. Aladdin said, "Let's sell this lamp". He rubbed it to clean it and then another genie appeared.






Read Aladdin and the Wonderful Lamp then complete the story


Story Map

Who are the characters?




.....
.....
.....

Where does it happen?



.....
.....
.....

What was the problem?



.....
.....
.....

What is the story about?

First...

Next...

Then...

Finally... (solution)

.....
.....

The genie gave Aladdin and his mother all the food they needed. They were very happy for many years. Then one day, Aladdin saw a princess and he wanted to marry her. He ran home and asked his mother, "Can you ask the Sultan if I can marry the princess?" Aladdin's mother took some of the jewels from the cave to the Sultan. The Sultan thought they were beautiful. He thought for a minute and then said, "Your son must bring me forty boxes of gold." At home, Aladdin rubbed the lamp and in a few minutes there were forty boxes of gold in his house. He took them to the Sultan.

The Sultan was very happy and he said to Aladdin, "You can marry my daughter". Aladdin wanted to build a beautiful palace for the princess, and of course the genie helped him. Then, Aladdin and the princess got married.

But far away, the magician heard about Aladdin. He wanted the lamp. He came back to Aladdin's town. He pretended he bought and sold lamps. He went to the palace. Aladdin wasn't there, so he spoke to the princess. He said, "I'll give you a new lamp if you give me your old lamp." The princess didn't know Aladdin's lamp was special, so she gave it to the magician.



The magician was very happy he had the lamp again. He told the genie, "Move Aladdin's palace and the princess to another country". Aladdin was very worried about the princess. The Sultan was very angry.

One of the servants in the palace told Aladdin about the man selling lamps. Aladdin realised the magician had the lamp. Then he remembered about the ring. He rubbed his ring and asked the genie to take him to his palace. He was soon standing next to the palace. The princess told Aladdin, "The man selling lamps took your lamp. I'm very sorry". Aladdin told the princess, "This man is a very bad man. I have a plan."

Soon, the magician came to the palace. He brought the lamp with him. The princess told Aladdin that the magician liked orange juice. Aladdin put some special powder into a glass of orange juice. The magician asked the princess for a glass of orange juice. The princess gave the glass with the powder in to the magician. The magician drank his juice quickly, and suddenly he fell down. He couldn't move! Aladdin took the lamp quickly, and he rubbed it. He asked the genie, "Take us home. Take our palace back to our town." The Sultan was very happy to see them again. They all lived happily ever after.





Read Aladdin and the Wonderful Lamp again, then re-order the story events



The magician took the princess to another country.

Aladdin met a stranger. He was a magician.



Aladdin married a princess.

The princess gave the lamp to the magician.





Aladdin rescued the princess.

Aladdin found a lamp but he didn't give it to the magician.





Project



معاً
لبنوة الكويت
Kwaitteacher.Com



Project : World Health Day

Design a chart about what you can do in the World Health day.

Things you will need

- card board
- pencil
- markers
- stickers

- glue stick
- scissors
- ruler
- colours



Minimum Words to be Taught

Unit 5					
2	excited	adjective	13	attendant	noun
3	passport control	noun	14	exit	noun
4	departure lounge	noun	15	mask	noun
5	baggage hall	noun	16	vest	noun
6	check in	Phrasal verb	17	passenger	noun
7	flight	noun	18	destination	noun
8	aboard	adverb	19	continent	noun
9	belt	noun	20	population	noun
10	fasten	verb	21	wild life	noun
11	wish	verb	22	normally	noun
12	leaflet	noun	23	wealthy	adverb

Minimum Words to be Taught

Unit 6					
1	south	noun	12	equally	adverb
2	step	noun	13	navigation	noun
3	pond	noun	14	navigate	verb
4	west	noun	15	invention	noun
5	north	noun	16	shipwright	noun
6	east	noun	17	shoemaker	noun
7	treasure	noun	18	water vendor	noun
8	directions	noun	19	safari	noun
9	compass	noun	20	traditional	adjective
10	correctly	adverb	21	flavoured	adjective
11	follow	verb	22	spicy	adjective

Minimum Words to be Taught

Unit 7					
1	dentist	noun	12	missing	noun
2	appointment	noun	13	sticky	adjective
3	note	noun	14	grind	verb
4	twice	adverb	15	function	noun
5	light	noun	16	tear	verb
6	toothache	noun	17	pleasant	adjective
7	fillings	noun	18	gently	adverb
8	sense organs	noun	19	intelligent	adjective
9	clear	adjective	20	bravely	adverb
10	illness	noun	21	surrounded	adjective
11	bite	verb	22	narrow	adjective

Minimum Words to be Taught

Unit 8					
1	stretch	verb	12	muscle	noun
2	size	noun	13	skill	noun
3	really	adverb	14	self-defense	noun
4	sure	adjective	15	confident	adjective
5	technology	noun	16	improve	verb
6	lifestyle	noun	17	fishing rod	noun
7	wearable	adjective	18	patient	adjective
8	smartwatch	noun	19	athletic	adjective
9	calorie	noun	20	frequently	adverb
10	heart rate	noun	21	frequently	adjective
11	download	verb			

Regular Verb Table

Infinitive form	Past simple form	Past participle form
arrive	arrived	arrived
avoid	avoided	avoided
borrow	borrowed	borrowed
call	called	called
carry	carried	carried
check in	checked in	checked in
clear	cleared	cleared
compete	competed	competed
consider	considered	considered
cover	covered	covered
decide	decided	decided
download	downloaded	downloaded
explore	explored	explored
fasten	fastened	fastened
flip	Flipped	Flipped
fly	flew	flown
follow	followed	followed
help	helped	helped
hesitate	hesitated	hesitated
improve	improved	improved
look	looked	looked
make	made	made
meet	met	met
memorise	memorised	memorised
navigate	navigated	navigated
need	needed	needed
notice	noticed	noticed

Regular Verb Table

Infinitive form	Past simple form	Past participle form
order	ordered	ordered
predict	predicted	predicted
provide	provided	provided
respect	respected	respected
save	saved	saved
show	showed	showed
solve	solved	solved
spell	spelled	spelled
stay	stayed	stayed
stop	stopped	stopped
stretch	stretched	stretched
study	studied	studied
suggest	suggested	suggested
support	supported	supported
travel	travelled	travelled
turn on	turned on	turned on
visit	visited	visited
wait	waited	waited
want	wanted	wanted
wish	wished	wished

Regular Verb Table

Infinitive form	Past simple form	Past participle form
be	was-were	been
become	became	become
blow	blew	blown
burn	burned/burnt	burned/burnt
buy	bought	bought
build	built	built
choose	chose	chosen
come	came	come
drink	drank	drunk
drive	drove	driven
eat	ate	eaten
feel	felt	felt
find	found	found
fly	flew	flown
forget	forgot	forgotten
go	went	gone
grow up	grew up	grown up
have	had	had
learn	learned/learnt	learned/learnt
lose	lost	lost
make up	made up	made up
put on	put on	put on
see	saw	seen
send	sent	sent
show	showed	shown
sit	sat	sat
sleep	slept	slept
spend	spent	spent
take	took	taken
take care	took care	taken care
tell	told	told
think	thought	thought
write	wrote	written
beat	beat	beaten

Grammar review

Unit 5

Page 19

have/has + just + met
flown in arrived = I have seen met my family at the airport.

Page 23

The prepositions of time is used to refer to the actual time something takes place. The prepositions of time (IN-ON-AT)

IN	Example:	in summer in the morning in May 2019
ON	Example:	on Tuesday on 25 Dec. 2018 on my birthday
AT	Example:	at 3 o'clock at 10:30 a.m. at bedtime

Unit 6

Page 29

We use **imperatives** when we want to give directions

Examples

Go north!	Go south!	Go east!	Go west!

Grammar review

Page 33

We use **past simple** to talk about a completed action in a time before now

Positive Form

Subject + Verb2

Example

- He **washed** his car **yesterday**.

Positive Form

Subject + did **not** + Verb1

Example

He did **not wash** his car **yesterday**.

Yes/No Questions

Did + Subject + Verb1

Example

Did he **wash** his car **yesterday**?
- Yes, he **did**.
- No, he **didn't**.

Positive Form

Question word + **did** + Subject + Verb1

Example

When did he **wash** his car?
- He **washed** his car **yesterday**.

Unit 7

Page 38

if



present simple



will + verb

If you **eat** too many sweets, you **will have** bad teeth.

How to change Nouns to Adjectives

health

y

healthy

It's healthy to brush your teeth twice a day

Grammar review

Unit 8

Page 47

good at + verb + ing

I'm **good at** swimming.

I'm **not good at** cooking.

Page 51

Play	I play tennis, basketball, football ... etc. Example: We play football in the club.
Go	I go swimming, running, cycling ... etc. Example: We went camping by the sea last summer.
Do	I do gymnastics, judo, karate, yoga ... etc. Example: Sara does yoga with some of her friends.

معا في الكويت
Kwteacher.Com

Word formation

Long and short forms of verbs

The verb *to be*

Long form	Short form
I am	I'm
You are	You're
He is	He's
It is	It's
We are	We're
They are	They're

The verb *to have* and *have got*

Long form	Short form
I have (got)	I've (got)
You have (got)	You've (got)
She has (got)	She's (got)
It has (got)	It's (got)
We have (got)	We've (got)
They have (got)	They've (got)

Modal verbs

Long form	Short form
I will	I'll
I will not	I won't
I should not	I shouldn't
I would	I'd
I would not	I wouldn't
I cannot	I can't
I must not	I mustn't

Spelling rules

- To make the past form of regular verbs, add *ed*.
work → worked
- To make the past form of some verbs ending in *y*, cross out the *y* and replace with *ied*.
study → studied
- To make the present continuous form of a verb, add *ing*.
play → playing
- To make the present continuous form of a verb ending in *e*, cross out the *e* and replace with *ing*.
drive → driving
- To make the present continuous form of a verb that ends in a consonant, vowel and consonant, double the last consonant.
shop → shopping
- To make an adjective into an adverb, add *ly*.
careful → carefully
- To make a noun into an adjective, add *y*.
wind → windy
- To make a noun that ends in *y* into its plural form, cross out the *y* and replace with *ies*.
story → stories
- To make some adjectives into their negative form, add *un* to the beginning of the word.
comfortable → uncomfortable
- To make an adjective into its comparative form, add *er*.
tall → taller
- To make an adjective into its superlative form, add *est*.
small → smallest
- To make an adjective that ends in *y* into its comparative or superlative form, cross out the *y* and add *ier* or *iest*.
easy → easier; easiest



Let's sail to Failaka

Have you ever been to Failaka?

It's an island over the sea.

If you've never been to Failaka,

You can visit the Island with me.

When we arrive at Failaka,

We can look for old coins and pots.

We'll have a picnic on the beach,

If the weather is hot.

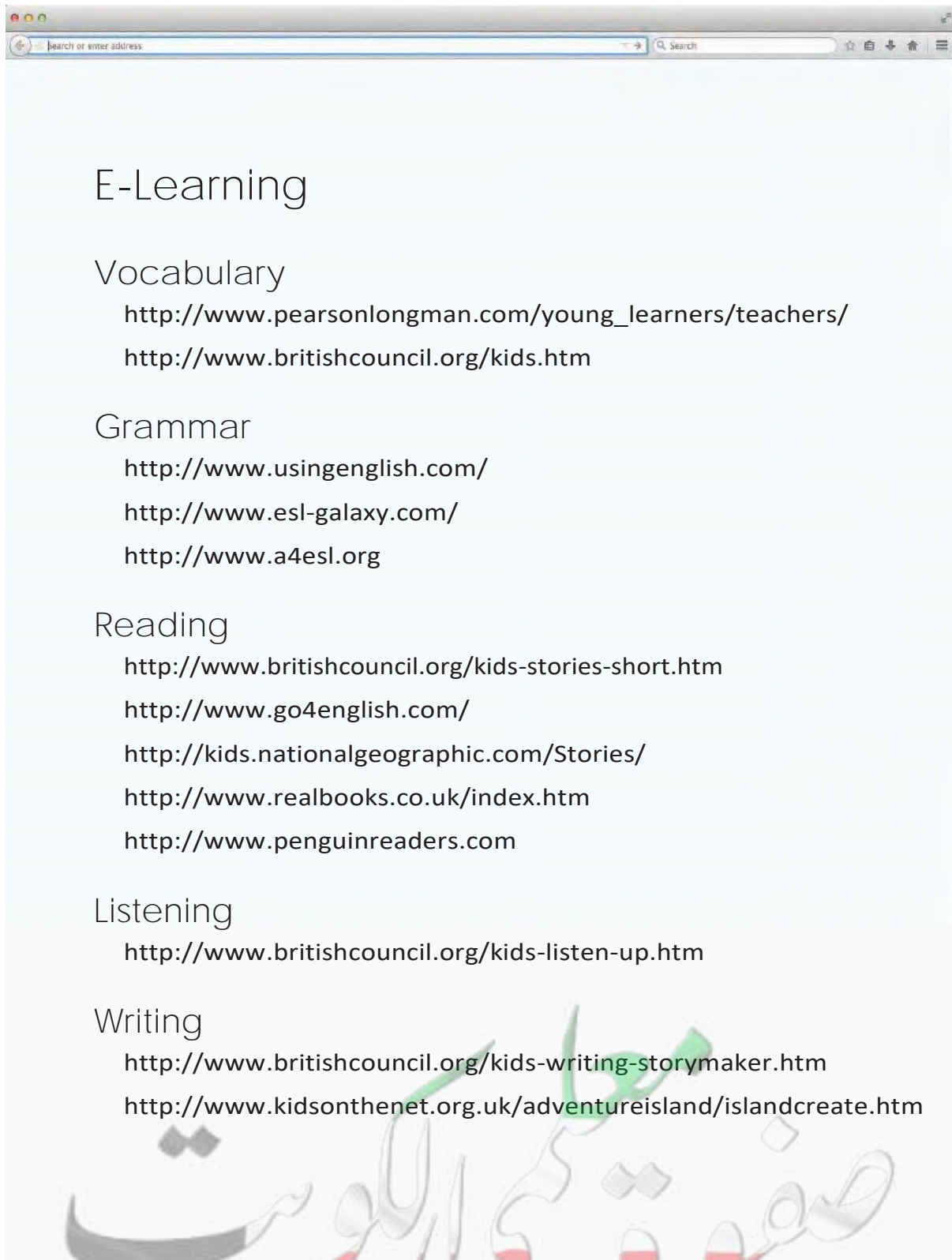
We'll look around the temples,

And the museum in the west.

Then we'll come back home to the City,

And say, "Failaka is the best!"

معاً
لنفوت إلى الكويت
KuwaitTeacher.Com



E-Learning

Vocabulary
http://www.pearsonlongman.com/young_learners/teachers/
<http://www.britishcouncil.org/kids.htm>

Grammar
<http://www.usingenglish.com/>
<http://www.esl-galaxy.com/>
<http://www.a4esl.org>

Reading
<http://www.britishcouncil.org/kids-stories-short.htm>
<http://www.go4english.com/>
<http://kids.nationalgeographic.com/Stories/>
<http://www.realbooks.co.uk/index.htm>
<http://www.penguinreaders.com>

Listening
<http://www.britishcouncil.org/kids-listen-up.htm>

Writing
<http://www.britishcouncil.org/kids-writing-storymaker.htm>
<http://www.kidsonthenet.org.uk/adventureisland/islandcreate.htm>



معلمة في الكويت
Kuwaitteacher.Com