



State of Kuwait
Ministry of Education

NEW

FUN WITH English



Activity Book

Grade

1A

Julia Allen • Margaret Iggulden

KuwaitTeacher.Com

Name

Manar

Age

6

Grade

1

Fingerprint



Contents

Unit 1 Hello!

1	Colour	Follow the arrow	Trace
2	Match and colour	Trace	Find and circle
3	Listen and tick	Trace and colour	A maze
4	Trace	Read and Match	Read and colour

Unit 2 My Body

5	Find and circle	Circle the odd one out	Listen and tick
6	Trace, read and colour	Look and say	
7	Read and match	Trace and copy	Read and match
8	Circle the odd one out	Trace and copy	

Unit 3 My family

9	Look and say	Read and match	
10	Read and circle	Trace and copy	Read and match
11	Trace, copy and match	Read and circle	Circle the odd one out
12	Trace and copy	Read and write the missing numbers	Project: Make a poster of my family

Unit 4 My House

15	Listen and tick	Read and circle	Trace and copy
16	Listen and tick	Find and circle	Order, write and say
17	Circle the odd one out		Circle the odd one out
18	Trace and copy	Read and match	


Unit 5 My Food

19	Listen and colour	Read and circle	Read and Talk about the Pictures
20	Trace and copy	Read and match	Listen and tick
21	Find and circle	Trace and copy	Trace, read and match
22	Find and circle	Trace and copy	

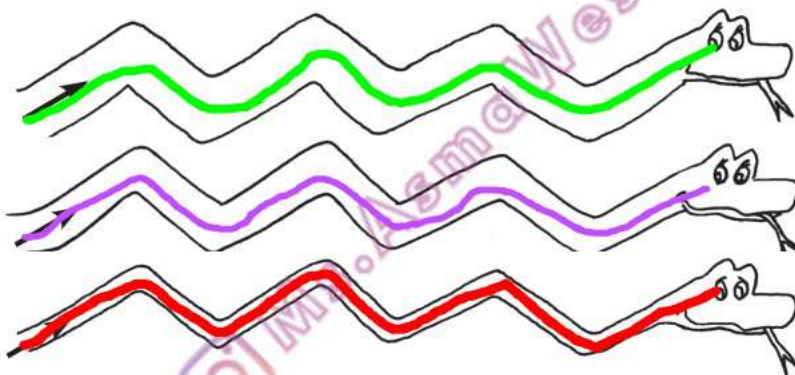




Colour



Follow the arrow

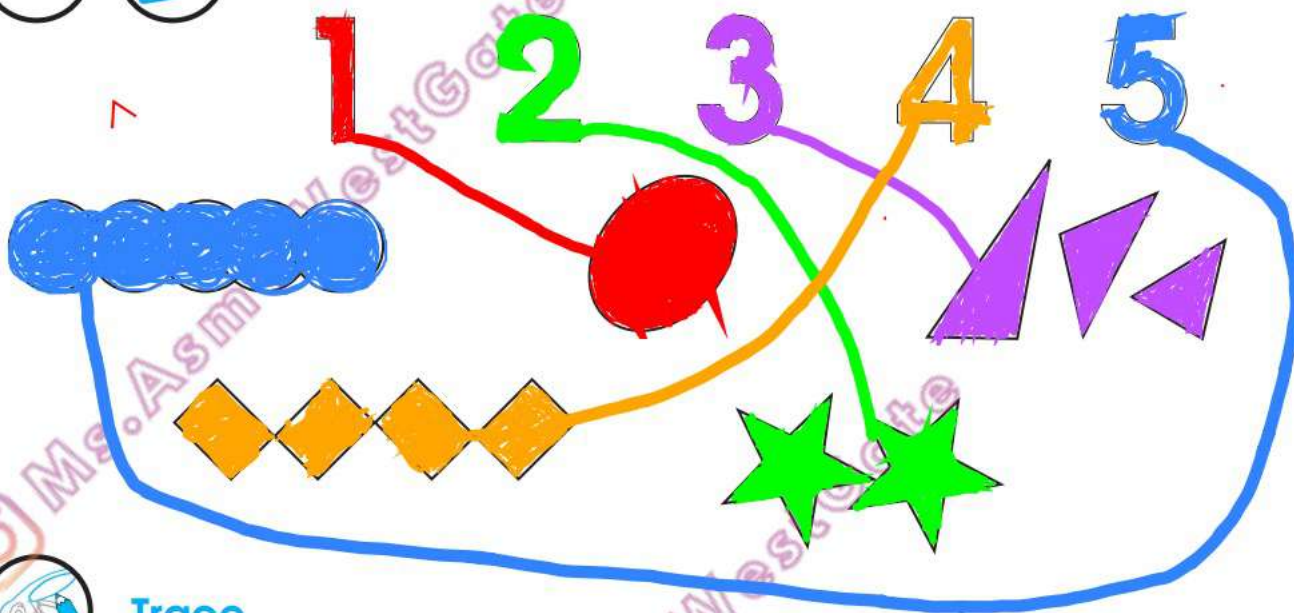


Trace





Match and colour



Trace




Find and Circle

3

a

5





Listen and tick



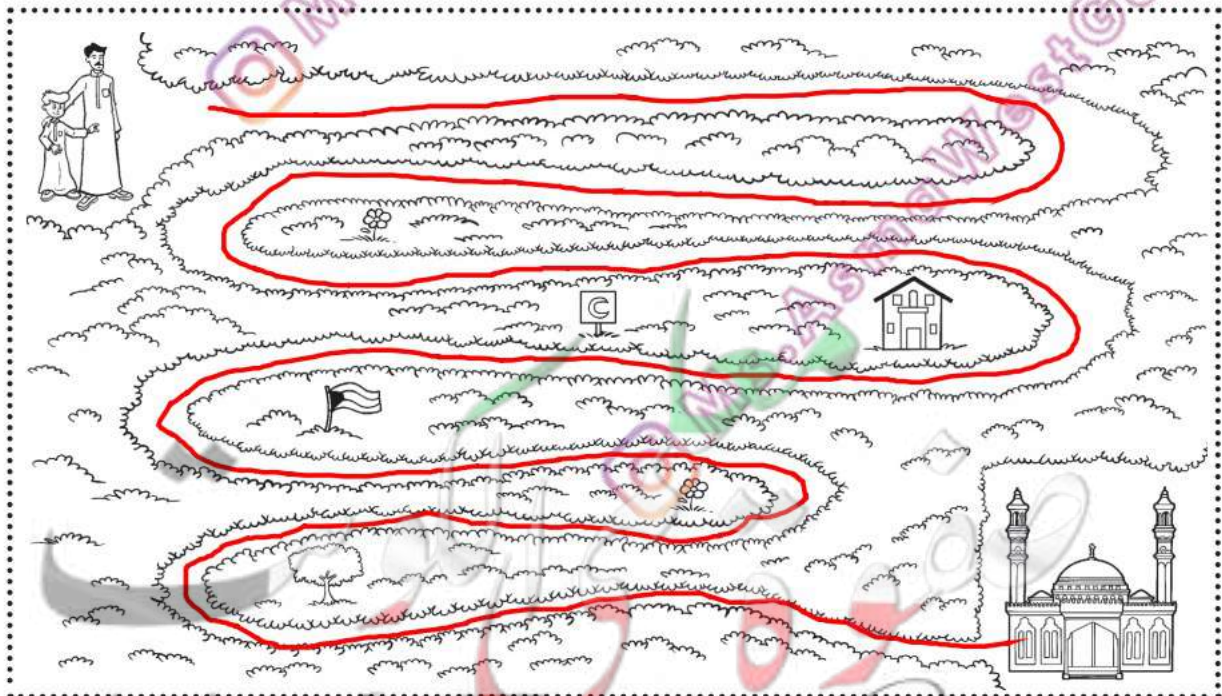
S



Trace and colour



A maze





Trace

Tracing practice for lowercase 'a' and uppercase 'A' on lined paper. The first row shows 'a' with stroke order arrows (1: counter-clockwise curve, 2: vertical line down) followed by five 'a's in orange, blue, red, yellow, and green. The second row shows 'A' with stroke order arrows (1: diagonal down-left, 2: diagonal down-right, 3: horizontal crossbar) followed by five 'A's in purple, red, orange, green, and blue. The third row shows lowercase 's' with a stroke order arrow (1: continuous curve) followed by five 's's in red, blue, green, purple, and yellow. The fourth row shows uppercase 'S' with a stroke order arrow (1: continuous curve) followed by five 'S's in purple, orange, blue, red, and green.



Read and match



apple

sister



Read and colour

1

2

3

4

5



Find and circle



h



Circle the odd one out



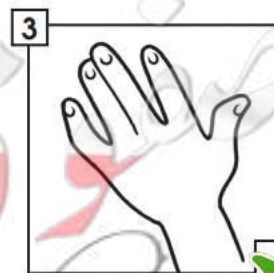
1



2



Listen and tick





Trace, read and colour

head



hand

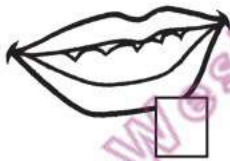


Look and say


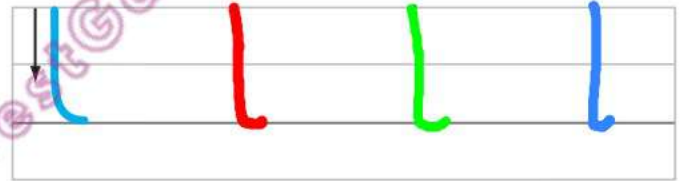





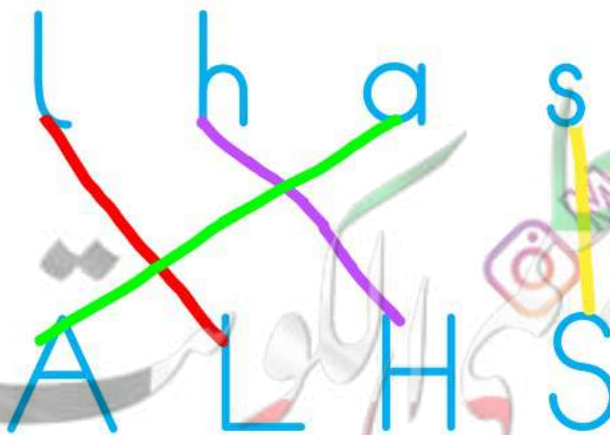
Read and match



Trace and copy



Read and match






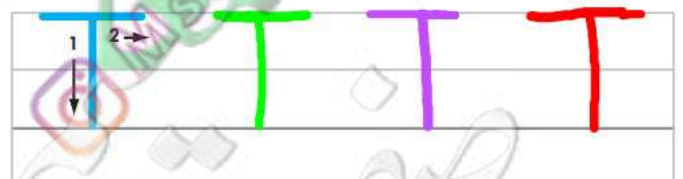
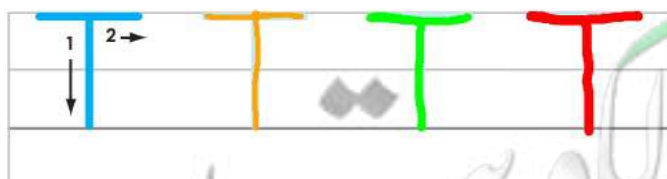



Circle the odd one out

t

2


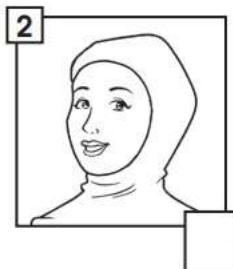



Trace and copy





Look and say

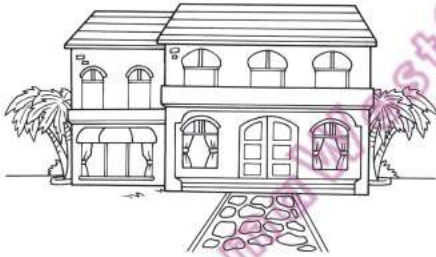


Read and match


h s a t l
S L A H T







Read and circle



m



Trace and copy

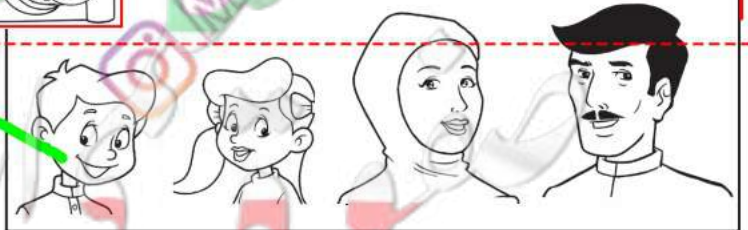


Read and match

camera

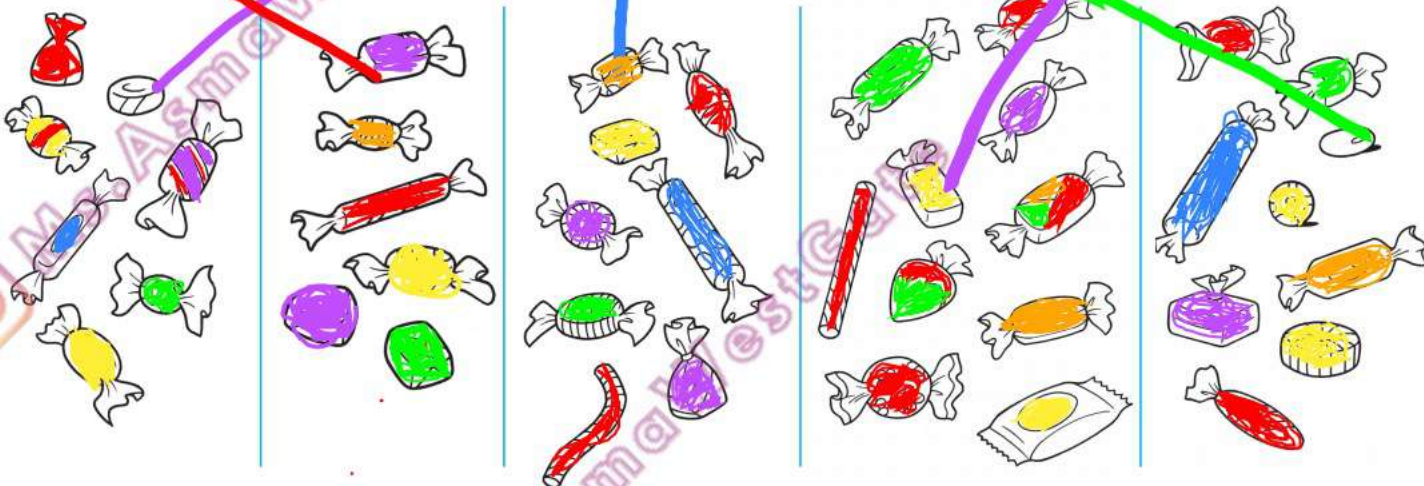



family






Trace, copy and match



Read and circle



n



7



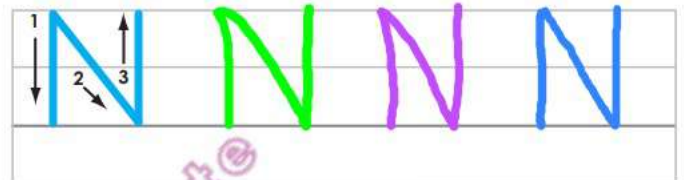


Circle the odd one out

1 n m n n

2 m n m m



Trace and copy



Read and write the missing numbers



Project: Make a poster of my family



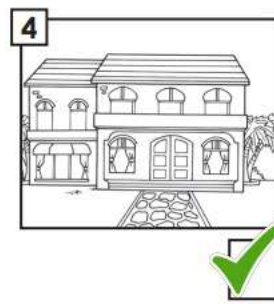
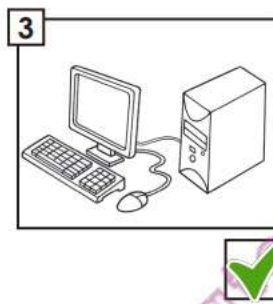
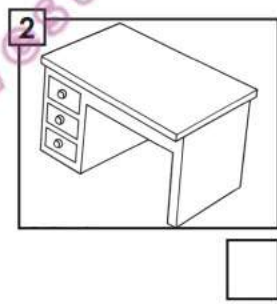
UNIT
4

My House

Date: _____



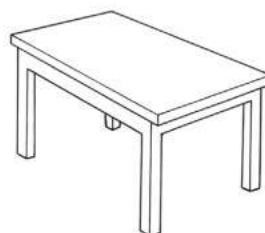
Listen and tick




Read and circle



d

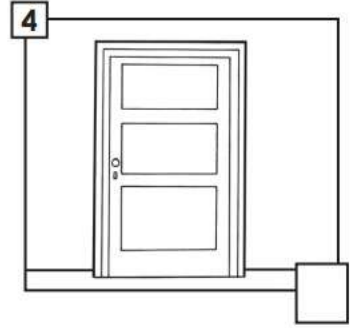

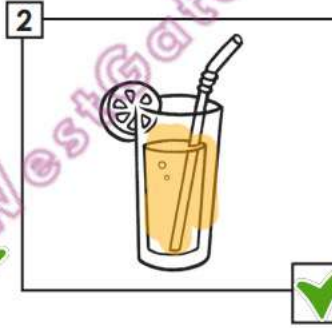
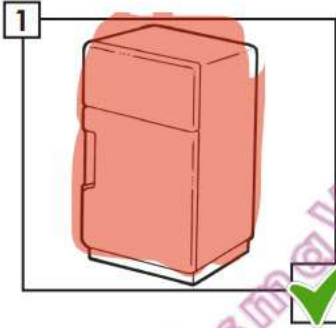


Trace and copy





Listen and tick



Find and circle



r



Order, write and say

7 3 10 9 4 2 6 1 5 8

1 2 3 4 5

6 7 8 9 10



Circle the odd one out

b

1



2



Circle the odd one out

1

b

d

d

d

2

b


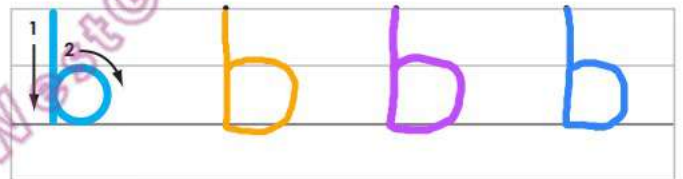



d

b

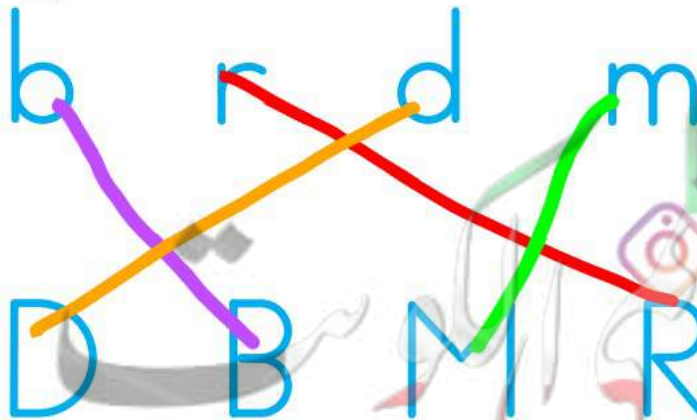
b



Trace and copy

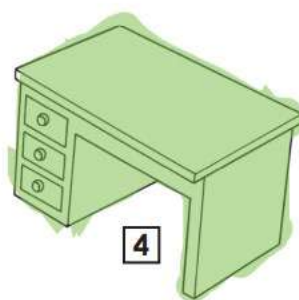
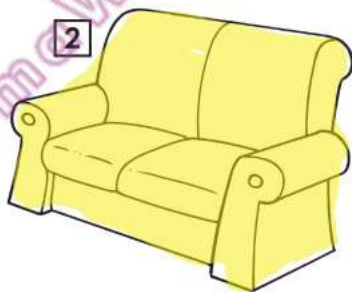


Read and match

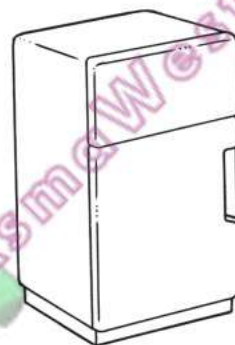




Listen and colour






Read and circle





Trace and copy



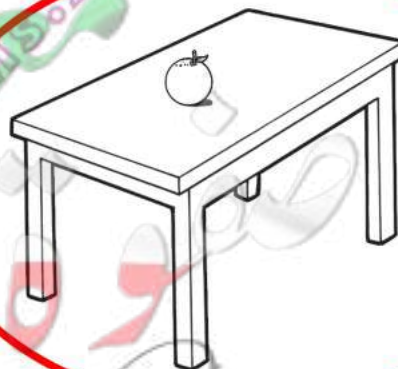
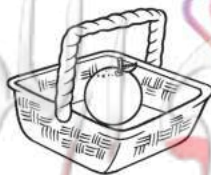
Read and match

o b a e



Read and talk about the pictures

on





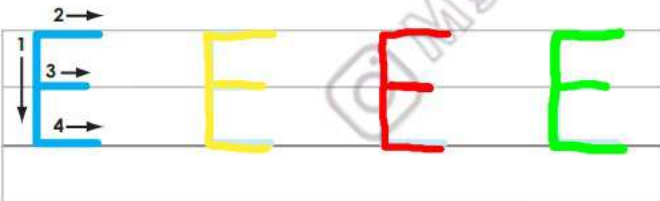
Find and circle





e



Trace and copy

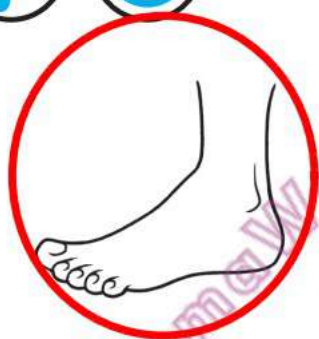


Listen and tick

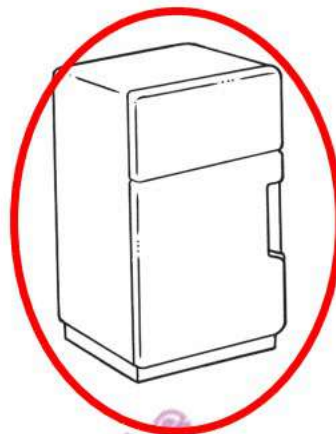








Find and circle



f



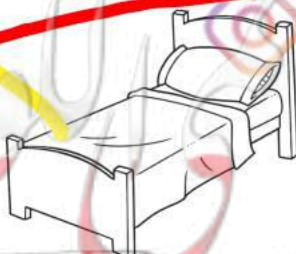
Trace and copy



Trace, read and match

bed hand ten

10



New Fun with English

New Fun with English is part of the English for Kuwait series, a carefully graded course of English specifically written and designed for the Kuwait school system for Primary, Intermediate and Secondary grades.

New Fun with English teaches English through games, songs, stories and varied activities.

New Fun with English encourages children to communicate in English from the very first day.

New Fun with English gives first year Primary pupils an introduction to English through an integrated approach to reading and writing activities.

New Fun with English follows the Kuwait Ministry of Education syllabus.

The course consists of:

Two Pupil's Books, which present new language for class activities, including pair and group work.

Two Activity Books, which give additional practice in reading and writing.

A CD of songs in English for each child to take home.

The Teacher's Pack includes:

- The **Teacher's Guide**, which has clear step-by-step lesson plans as well as a full explanation of the teaching methodology.
- The **Teacher's CD** with all of the listening activities.
- **Wall charts**
- **Flashcards**
- **Phonics cards**
- **Overhead transparencies**
- **Objective cards**

