




State of Kuwait  
Ministry of Education

**NEW**

# FUN WITH English



**Activity Book**

Grade

**1A**

Julia Allen • Margaret Iggulden

**Name**

Manar

**Age**

6

**Grade**

1

**Fingerprint**



صفوة في اللويت

# Contents

## Unit 1 Hello!

1	Colour	Follow the arrow	Trace
2	Match and colour	Trace	Find and circle
3	Listen and tick	Trace and colour	A maze
4	Trace	Read and Match	Read and colour

## Unit 2 My Body

5	Find and circle	Circle the odd one out	Listen and tick
6	Trace, read and colour	Look and say	
7	Read and match	Trace and copy	Read and match
8	Circle the odd one out	Trace and copy	

## Unit 3 My family

9	Look and say	Read and match	
10	Read and circle	Trace and copy	Read and match
11	Trace, copy and match	Read and circle	Circle the odd one out
12	Trace and copy	Read and write the missing numbers	Project: Make a poster of my family

## Unit 4 My House

15	Listen and tick	Read and circle	Trace and copy
16	Listen and tick	Find and circle	Order, write and say
17	Circle the odd one out		Circle the odd one out
18	Trace and copy	Read and match	

## Unit 5 My Food

19	Listen and colour	Read and circle	
20	Trace and copy	Read and match	Read and Talk about the Pictures
21	Find and circle	Trace and copy	Listen and tick
22	Find and circle	Trace and copy	Trace, read and match

صفوة الكوئيت


\_\_\_\_\_

\_\_\_\_\_

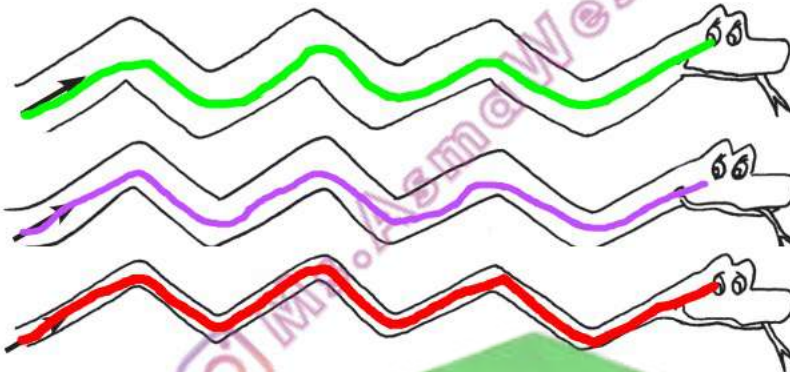
\_\_\_\_\_



Colour



Follow the arrow

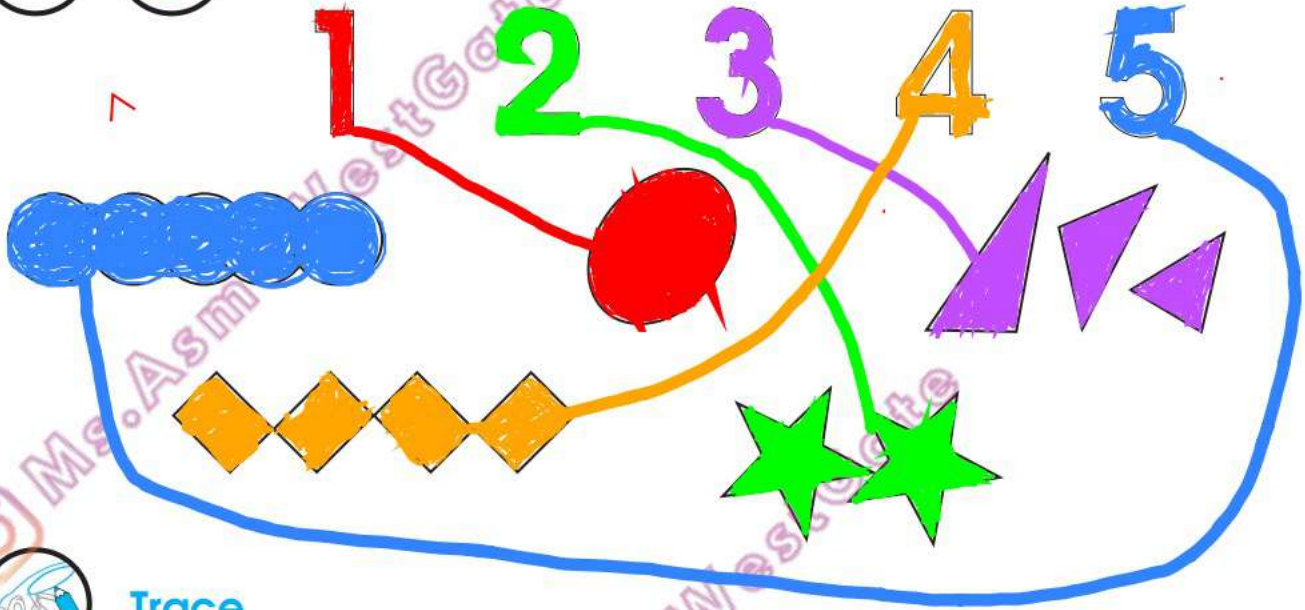


Trace





Match and colour



Trace



Find and Circle



Date: \_\_\_\_\_  
\_\_\_\_\_  
\_\_\_\_\_




Listen and tick



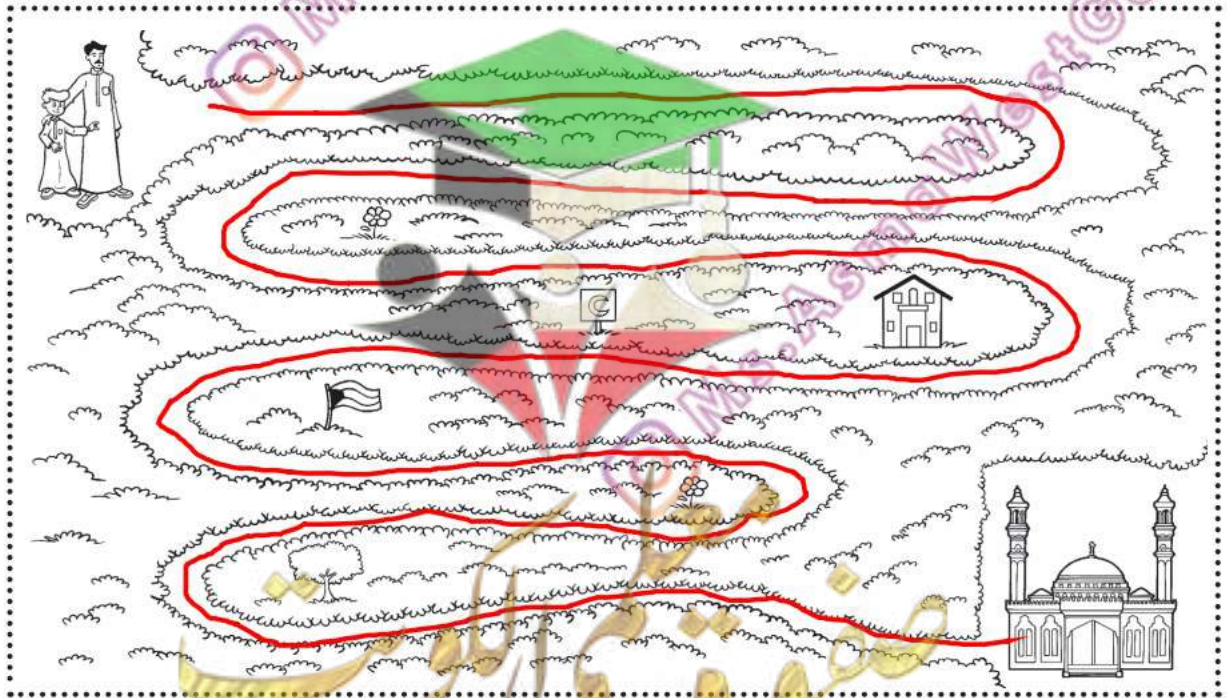
S



Trace and colour




A maze






Trace



Read and match



apple sister



Read and colour



UNIT  
**2**


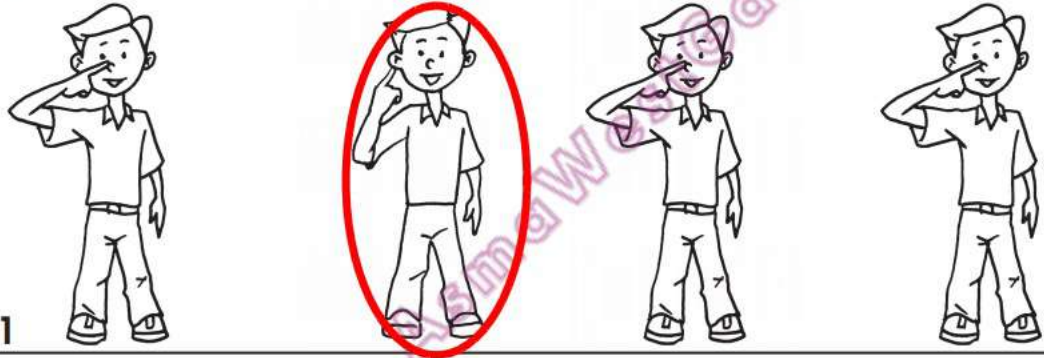
# My Body

Date: \_\_\_\_\_

  Find and circle



 Circle the odd one out



  Listen and tick







Trace, read and colour

head



hand



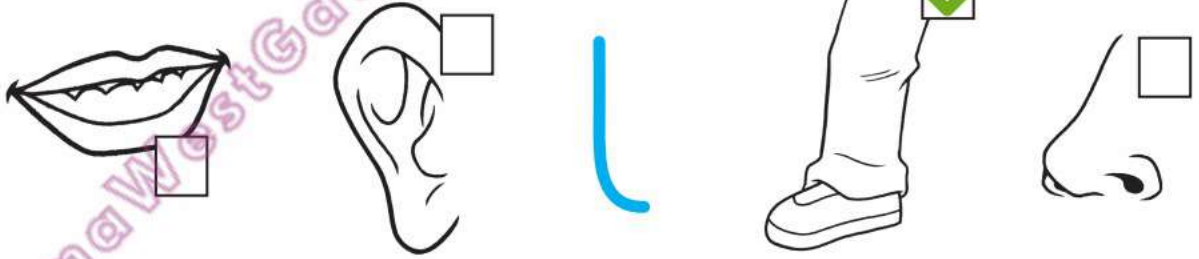
Look and say



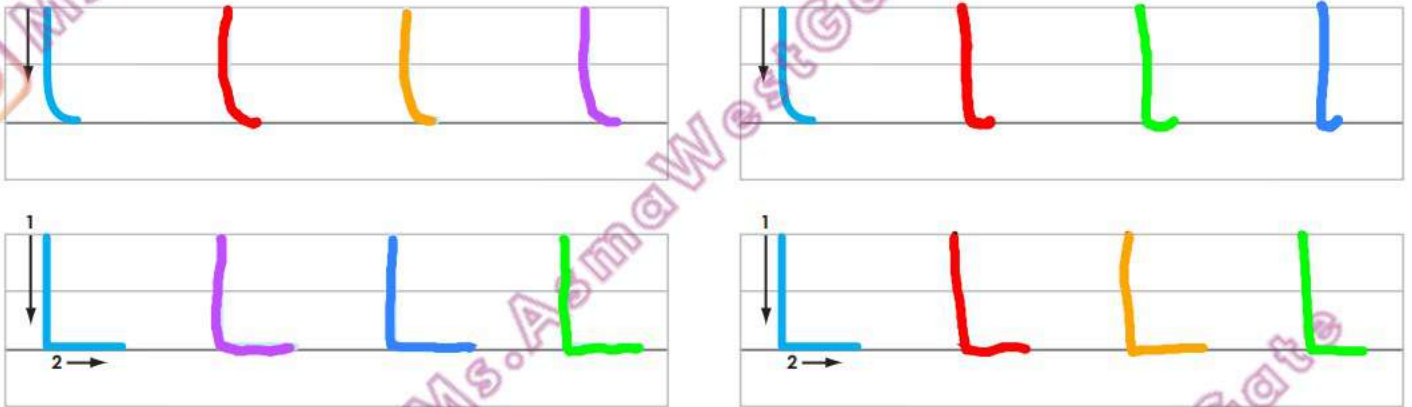
صفوة في الكويت

Date: \_\_\_\_\_  
\_\_\_\_\_  
\_\_\_\_\_

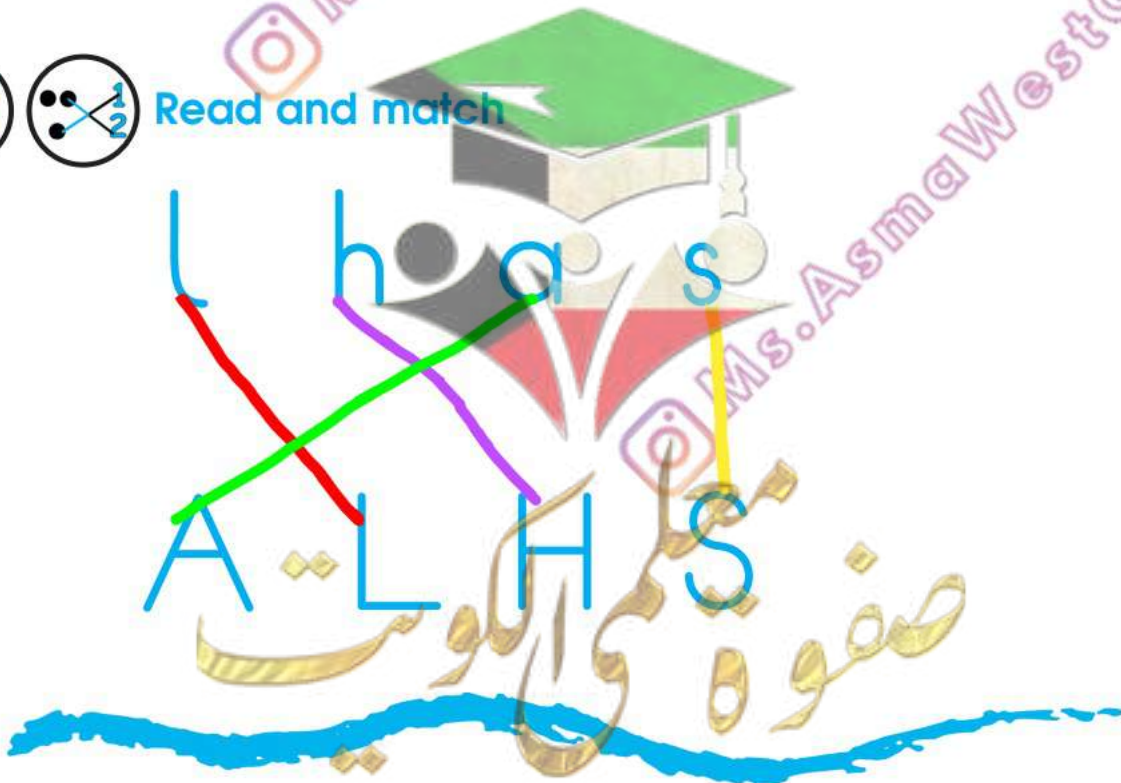
  **Read and match**



  **Trace and copy**



  **Read and match**



\_\_\_\_\_

\_\_\_\_\_

\_\_\_\_\_


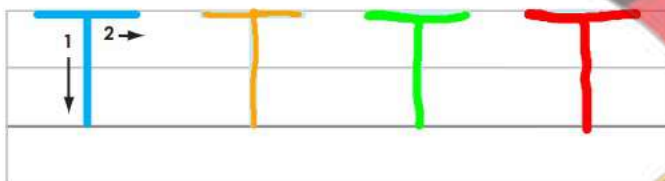



Circle the odd one out

t 2



Trace and copy



صفوة بنت الكويت



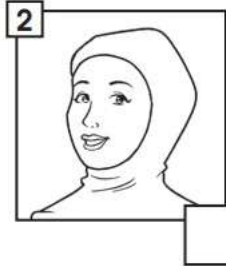
UNIT  
**3**

# My Family

Date: \_\_\_\_\_  
\_\_\_\_\_  
\_\_\_\_\_



Look and say



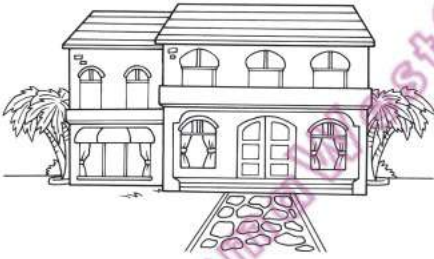
Read and match

h s a t l  
S L A H T


صفوة بنت أبي الكوثر







Read and circle



m



Trace and copy

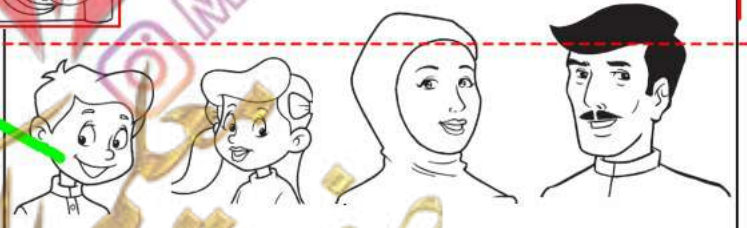


Read and match

camera


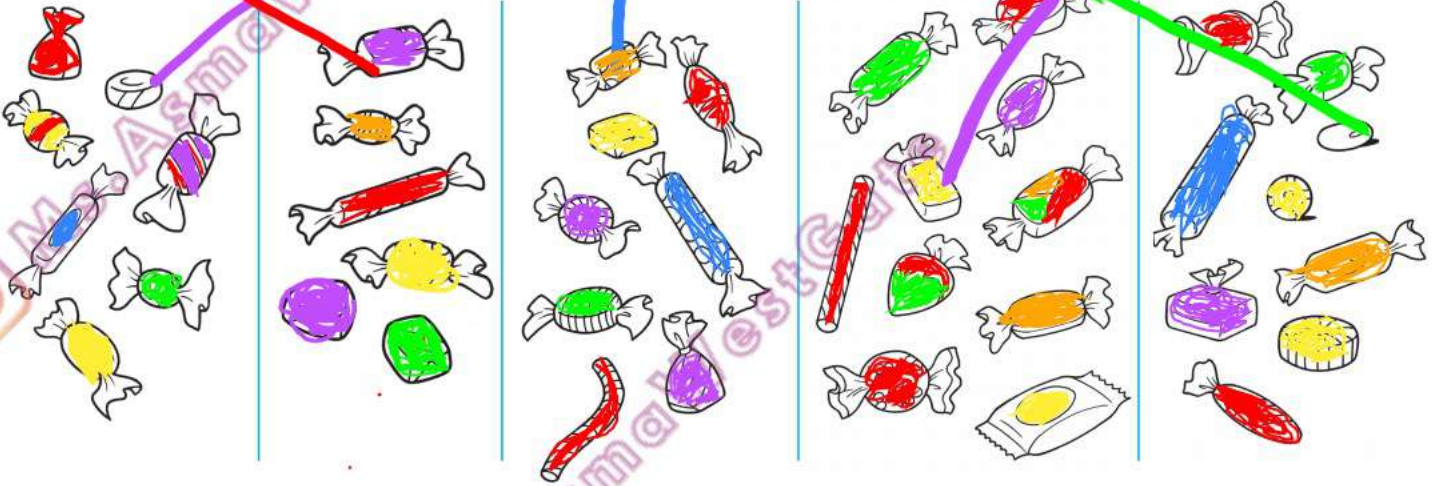



family






Trace, copy and match



Read and circle



n



Circle the odd one out




1    n    m    n    n

2    m    n    m    m





Trace and copy



Read and write the missing numbers



Project: Make a poster of my family



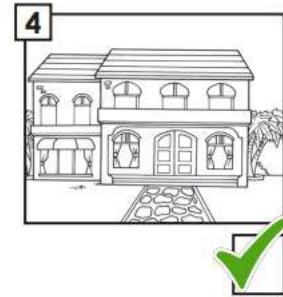
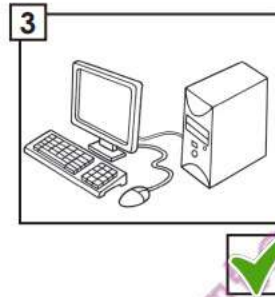
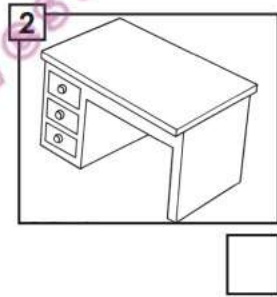
UNIT  
**4**

# My House

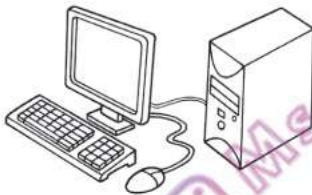
Date: \_\_\_\_\_  
\_\_\_\_\_  
\_\_\_\_\_



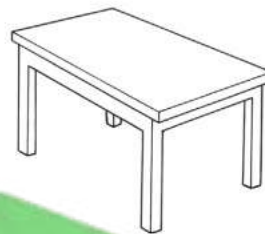
Listen and tick



Read and circle



d




Trace and copy










Listen and tick

1 



2 

3 

4 



Find and circle

r



Order, write and say

7 3 10 9 4 2 6 1 5 8


1 2 3 4 5

6 7 8 9 10

صفحة من الكتاب



Circle the odd one out



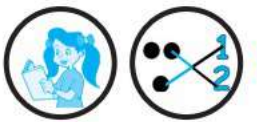

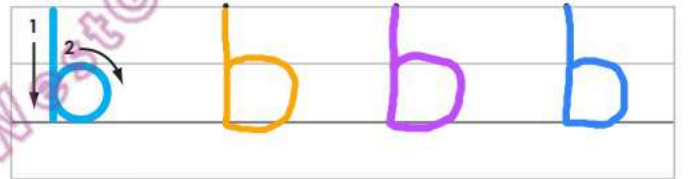

Circle the odd one out



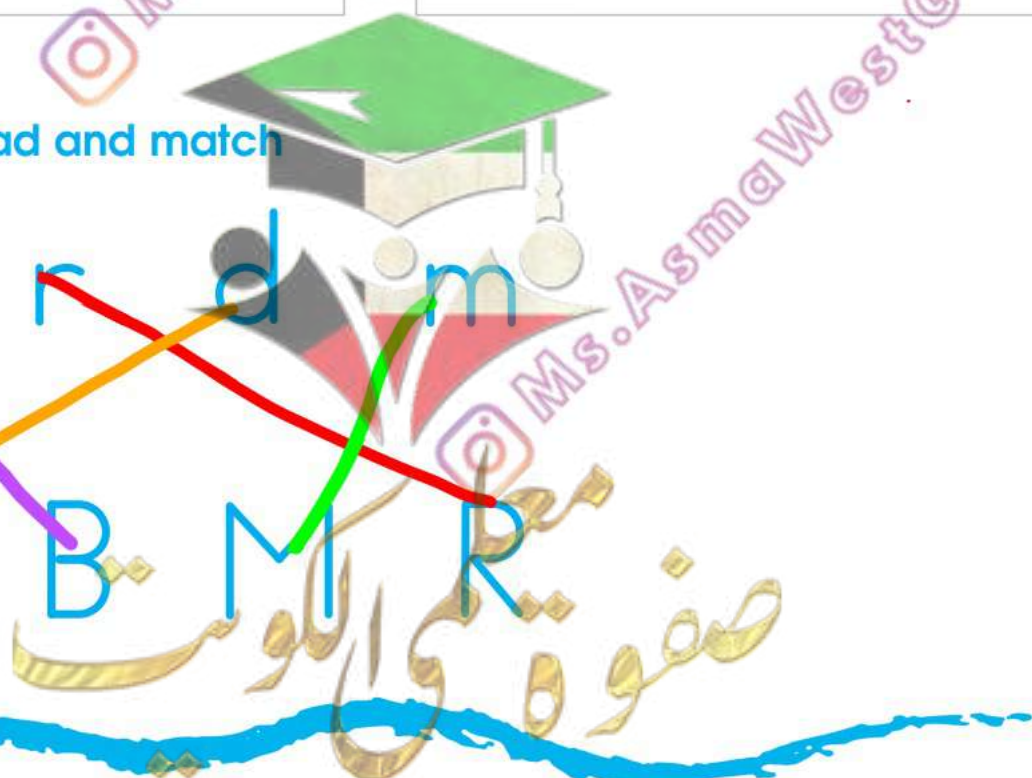
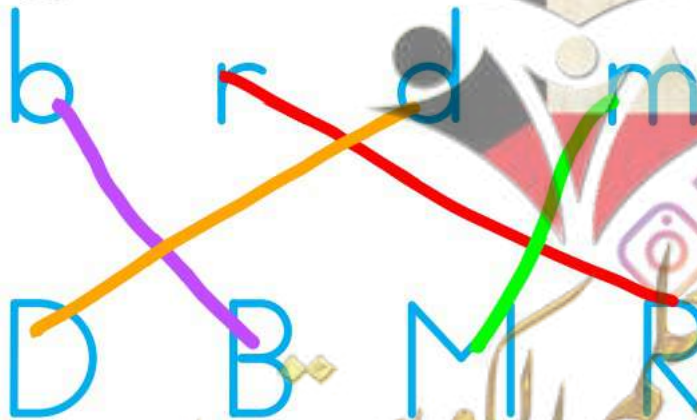
صفوة المعلم الكويت



Trace and copy



Read and match



UNIT  
**5**

# My Food

Date: \_\_\_\_\_

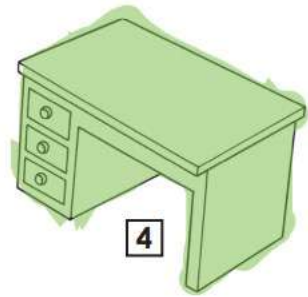
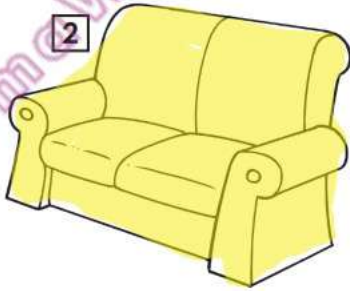
\_\_\_\_\_

\_\_\_\_\_

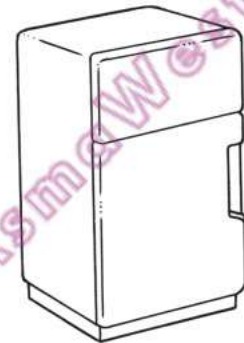

\_\_\_\_\_



Listen and colour






Read and circle



صفوة معلمي الكويت

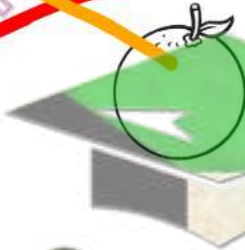


Trace and copy



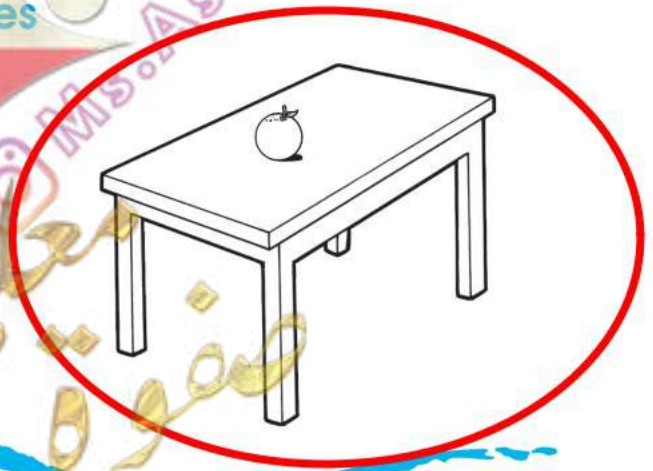
Read and match

o b a e



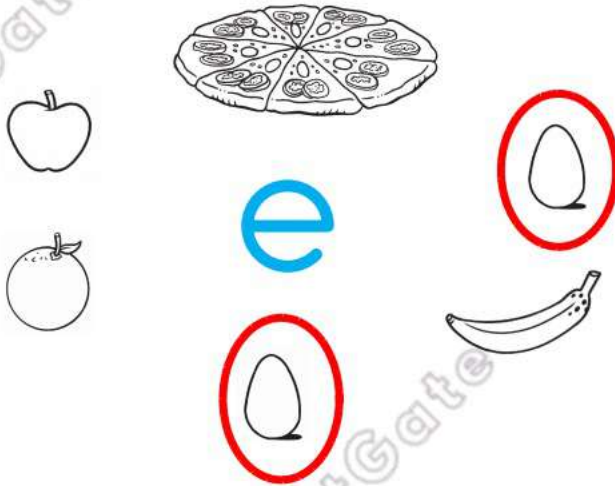
Read and talk about the pictures

on

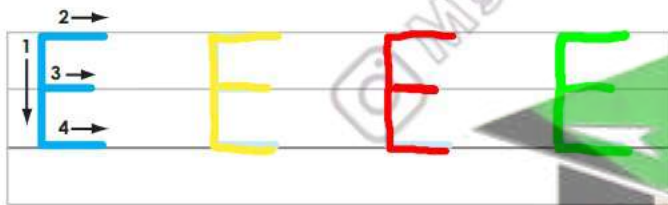




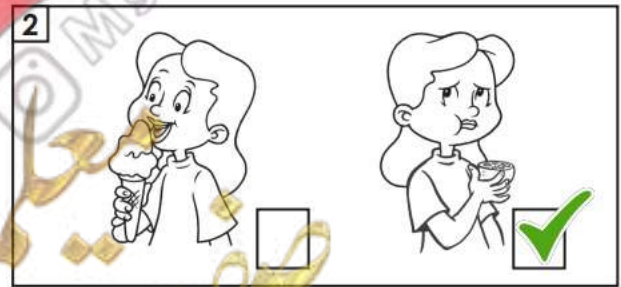

Find and circle



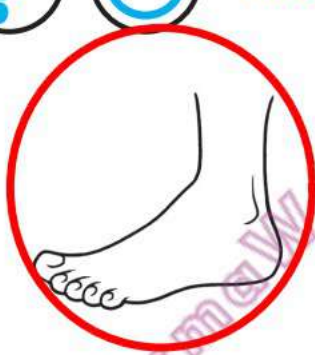
Trace and copy



Listen and tick





  Find and circle



f



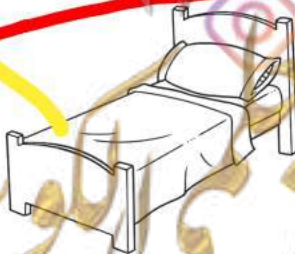
  Trace and copy



   Trace, read and match

bed hand ten

10



# 1A

## NEW FUN WITH English

### New Fun with English

**New Fun with English** is part of the English for Kuwait series, a carefully graded course of English specifically written and designed for the Kuwait school system for Primary, Intermediate and Secondary grades.

**New Fun with English** teaches English through games, songs, stories and varied activities.

**New Fun with English** encourages children to communicate in English from the very first day.

**New Fun with English** gives first year Primary pupils an introduction to English through an integrated approach to reading and writing activities.

**New Fun with English** follows the Kuwait Ministry of Education syllabus.

### The course consists of:

**Two Pupil's Books**, which present new language for class activities, including pair and group work.

**Two Activity Books**, which give additional practice in reading and writing.

**A CD** of songs in English for each child to take home.

### The Teacher's Pack includes:

- The **Teacher's Guide**, which has clear step-by-step lesson plans as well as a full explanation of the teaching methodology.
- The **Teacher's CD** with all of the listening activities.
- **Wall charts**
- **Flashcards**
- **Phonics cards**
- **Overhead transparencies**
- **Objective cards**



صفوة في الكويت